

No.

---

# **QUARTERLY REPORT REGARDING THE ECONOMIC - FINANCIAL ACTIVITY OF CONPET S.A.**

**on September 30, 2024**

**(period 01.01.2024 – 30.09.2024)**

prepared in compliance with Art 125 of ASF Regulation no. 5/2018

# CONTENTS

<b>1. COMPANY PRESENTATION .....</b>	<b>3</b>
1.1. Report and issuer identification data .....	3
1.2. Main activities .....	4
1.3. The company's mission, vision and values .....	4
1.4. Shareholding .....	4
1.5. Company Organization .....	5
1.6. Strategic development objectives .....	5
<b>2. CONPET- EXECUTIVE SUMMARY .....</b>	<b>6</b>
2.1. Operating Activity Indicators .....	6
2.2. Economic- financial Indicators .....	7
2.3. Investments .....	7
2.4. Company's Stock Market indicators .....	8
<b>3. ANALYSIS OF THE COMPANY'S BUSINESS .....</b>	<b>8</b>
3.1. Analysis of the operating activity .....	8
3.1.1. Regulation Framework .....	8
3.1.2. The crude oil, condensate and rich gas activity .....	8
3.1.3. Assessment of the operating activity .....	11
3.1.4. Company mergers and reorganizations, procurements and disposals of assets .....	13
3.1.5. Assessment of the Human Resources and Social Dialog activity .....	14
3.4.2. Litigations .....	32
3.5. Analysis of the Corporate Activity .....	49
3.5.1. Capital Market Business .....	49
3.5.2. Management of the company .....	52
3.5.3. Activity regarding the sponsorship concluded in the first 9 months 2024 .....	54
3.5.4. The impact of the conflict between Russia - Ukraine on the Company CONPET S.A.'s Business .....	55
<b>4. RELEVANT CORPORATE EVENTS IN THE FIRST 9 MONTHS 2024 .....</b>	<b>55</b>

<b>5. PRESENTATION OF THE INTERIM FINANCIAL STATEMENTS.....</b>	<b>55</b>
<b>Annexes: .....</b>	<b>56</b>

## 1. COMPANY PRESENTATION

### 1.1. Report and issuer identification data

Quarterly report prepared in compliance with:	the provisions of Article 69 of Law no. 24/ 2017 regarding the issuers of financial instruments and market operations, republished; Annex 13 of Regulation no. 5/10.05.2018 on the issuers of financial instruments and market operations;
Date of the report	14.11.2024
Company's name	CONPET S.A.
Registered Offices	no. 1-3 Anul 1848 Street, Ploiesti, Prahova County, Zip Code 100559,
Telephone/facsimile number	0244 401360/0244 516451
E-mail/Internet	<a href="mailto:conpet@conpet.ro">conpet@conpet.ro</a> / <a href="http://www.conpet.ro">www.conpet.ro</a>
Trade Identification Number at the Trade Register Office	1350020
Trade Registry Number	J29/6/22.01.1991
Regulated market trading the issued securities	Bucharest Stock Exchange, Premium category
Subscribed and entirely paid-up share capital	28,569,842.40 RON
Main features of the securities	8,657,528 shares with a nominal value of 3.3 RON/share
Total market value	670,092,997 RON (77.4 RON/share on 30.09.2024)
Applied accounting standard	International Accounting Standard no. 34 - „Interim Financial Reporting”
Auditing	The Interim Financial Statements concluded on 30.09.2024 have not been audited

## 1.2. Main activities

CONPET is a strategic company, part of the architecture of the national energy system, being the operator of the crude oil National Transport System via pipelines.

CONPET is the concessionaire of the operation of the crude oil, rich gas, condensate and ethane National Transport System, based on the oil Concession Agreement concluded with the National Agency for Mineral Resources, approved pursuant to GD no. 793/25.07.2002.

The Crude Oil, Rich Gas, Condensate and Ethane National Transport System (NTS) is being defined and regulated by the Petroleum Law no. 238/07.06.2004 and the Methodological Norms for the enforcement of the Petroleum Law approved under GD no. 2075/2004 and is part of the state's public property, being of strategic importance.

## 1.3. The company's mission, vision and values

**CONPET mission** is the operation of the National Transport System via Pipelines under safety and efficient conditions, free access to the available capacity of the system to all solicitors, authorized legal persons, under equal conditions, in a non-discriminatory and transparent manner.

CONPET **Vision** is mainly targeting:

- Operational effectiveness and safety;
- Performance optimization;
- Sustainable development of the company;
- Ongoing training, adaptability and qualitative increase;
- Social responsibility and respect for the environment.

Company's **Values**:

- Professionalism, effectiveness and performance;
- Ongoing training, adaptability and qualitative increase;
- Social responsibility and respect for the environment.

## 1.4. Shareholding

CONPET is a State-owned company, listed at the Bucharest Stock Exchange, under COTE symbol.

The synthetic structure of CONPET S.A. shareholding on September 30, 2024 is as follows:

- 58.7162% - the Romanian State by the Ministry of Energy;
- 41.2838% - Other shareholders natural or legal persons.

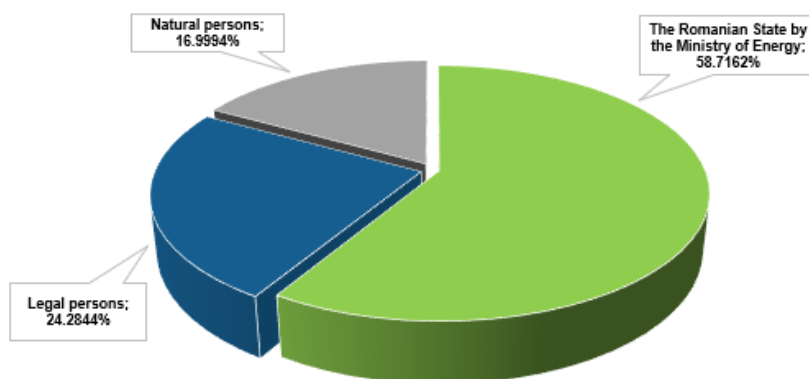


Chart 1 - CONPET S.A. Shareholding Structure on 30.09.2024

The share capital of CONPET on 30.09.2024 amounts to 28,569,842.40 RON and is divided into 8,657,528 shares, each share with a nominal value of 3.3 RON/share.

CONPET SA did not perform transactions having as scope its own shares and, consequently, the company does not hold own shares.

### 1.5. Company Organization

The Company CONPET S.A. was established in 1990, based on the Government Decision no. 1213/1990 regarding the set-up of joint-stock companies in the industry, by taking-over the entire assets and liabilities of I.T.T.C. Ploiești, being the first company established in the oil industry in Romania.

Following the take-over of all assets and liabilities of I.T.T.C. CONPET has become the operator of the crude oil, rich gas, condensate and ethane National Transport System.

The crude oil, rich gas, condensate and ethane National Transport System (NTS) is part of the State's public property and bears strategic importance. The NTS is being defined and regulated pursuant to the Oil Law no. 238/07.06.2004 and the Methodological Norms for the Application of the Oil Law, approved pursuant to G.D. no. 2075/2004.

CONPET supplies transport services for its clients via both the National Transport System, conceded under the Concession Agreement and by rail, from the loading ramps to the refineries, for the oil areas which are not connected to the major transport lines.

### 1.6. Strategic development objectives

The strategic objectives established and assumed by the administrators through the Administration Plan, for the period 2023-2027, were defined in close correlation with the strategic directions, vision and expectations of the tutelary authority.

The strategic objectives are:

- boost efficiency and improve the activity performance;

- develop new activities, related and non related to the core business;
- ensuring effective management in human resources management;
- selection of company directors based on criteria of professionalism and integrity;
- ensuring modern management by implementing and maintaining risk management, control, ethics, integrity and corporate governance processes;
- ensuring a balance between the dividend policy and the one regarding the provision of the necessary funds for the investment programs undertaken by the company for development and modernization.

## 2. CONPET- EXECUTIVE SUMMARY

### 2.1. Operating Activity Indicators

The evolution of the volume of crude oil and derivatives of the transported crude oil, the revenues achieved in the period January - September 2024, compared to the budget and the transport program and with the similar period of 2023, is presented below:

Achieved 9 months 2024	Budget 9 months 2024	Variation (%) Achieved /Budget	Indicators	Achieved 9 months 2024	Achieved 9 months 2023	Variation (%) Achieved 2024/2023
			<b>Thousand tons</b>			
5,353	5,266	▲ 1.7%	Total transported quantities	5,353	4,758	▲ 12.5%
			<b>mRON</b>			
400.2	393.8	▲ 1.6%	Total transport revenues	400.2	363.7	▲ 10.0%

Table 1 - Evolution of the volumes transported and revenues achieved in January- September 2024, as compared to 2024 Budget and the similar period in 2023

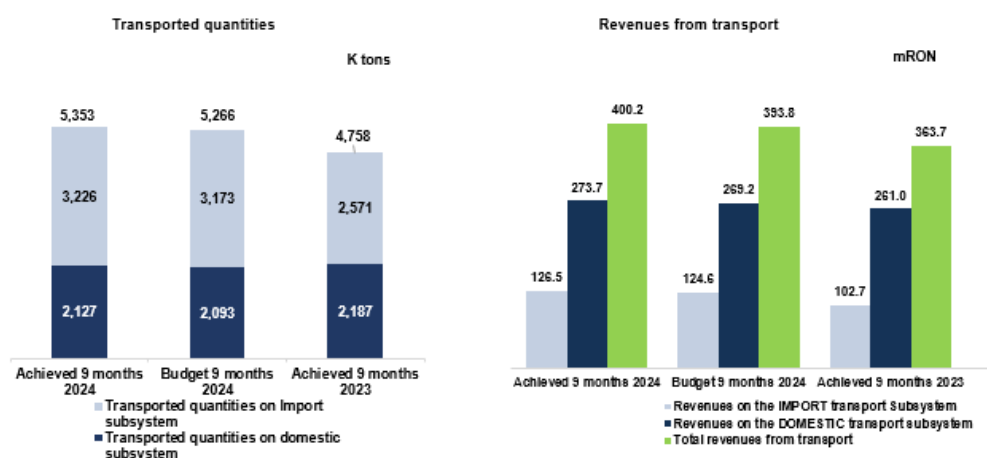


Chart 2 - Evolution of the transported quantities and transport revenues on the Domestic and Import subsystems

## 2.2. Economic- financial Indicators

The level of the main economic-financial Indicators of the company reached during January - June 2024, as compared to the similar period of last year and to the Budget is as follows:

Indicators	9 months 2024			Achieved 9 months 2023	Variation% Achieved 2024/2023
	Achieved	Revenues and Expenditure Budget	Variation (%) Achieved/ Budget		
Turnover (thousand RON)	401,773	395,411	▲ 1.6%	365,395	▲ 10.0%
Operating Revenues (thousand RON)	457,126	438,643	▲ 4.2%	404,668	▲ 13.0%
Operating Expenses (thousand RON)	413,815	408,636	▲ 1.3%	351,119	▲ 17.9%
Operating Profit (EBIT) (thousand RON)	43,311	30,007	▲ 44.3%	53,549	▼ 19.1%
Operating profit margin (% Operating Revenues)	9.5%	6.8%	▲ 2.7 p.p.	13.2%	▼ 3.7 p.p.
Value adjustments on fixed assets, less adjustments related to rights of use resulted from leasing contracts	59,019	53,171	▲ 11.0%	46,977	▲ 25.6%
EBITDA (thousand RON)	102,330	83,178	▲ 23.0%	100,526	▲ 1.8%
Operating Expenses/Turnover x 100 (%)	103.0%	103.3%	▼ 0.3 p.p.	96.1%	▲ 6.9 p.p.
Total Revenues (thousand RON)	461,975	441,755	▲ 4.6%	409,825	▲ 12.7%
Total Expenses (thousand RON)	414,079	409,087	▲ 1.2%	351,330	▲ 17.9%
Gross profit (thousand RON)	47,896	32,668	▲ 46.6%	58,495	▼ 18.1%
Net profit (thousand RON)	40,118	25,738	▲ 55.9%	49,798	▼ 19.4%
Productivity (thousand RON/employee)	327	311	▲ 5.1%	286	▲ 14.3%

Table 2 - The main economic-- financial Indicators achieved in January - September 2024 vs Budget 2024 and the ones achieved in the similar period in 2023

## 2.3. Investments

The investment projects of CONPET mainly target enhancing efficiency of the transport activity as well as the operation, under safe conditions, of the National Transport System.

During January -September 2024, investments have been achieved in amount of 51,850 thousand RON.

The degree of achievement of the investments, as compared to the program and the similar period in 2023, by ownership of assets, is as follows:

January - September 2024			Investments (mRON)	January - September		
Achieved	Program	Degree of achievement		Achieved 2024	Achieved 2023	Degree of achievement
51,850	50,812	102.0%	Total investments, o/w:	51,850	59,260	87.5%



41,065	37,567	109.3%	Public domain	41,065	52,960	77.5%
10,785	13,245	81.4%	Operating domain	10,785	6,300	171.2%

Table 3 - Evolution of the investments achieved in January- September 2024 as compared to program and similar period in 2023

## 2.4. Company's Stock Market indicators

The stock market capitalization was 670.09 million RON (77.4 RON/share) on 30.09.2024, CONPET ranking 34 in the "Top issuers by capitalization".

Currently, CONPET S.A. is included in 6 indices out of the total of 11 of the Bucharest Stock Exchange, namely **BET-TR, BET-XT, BET-XT-TR, BET-BK, BET-NG and BET PLUS**. At the same time, CONPET (COTE) is included in the MSCI Frontier IMI and MSCI Romania IMI (Investable Market Indices).

In January - September 2024, 10,580 stock transactions have been recorded, with a traded volume of 418,264 shares, the total value of the transactions being 36 million RON. All through this time, the minimum trading price amounted to 73.0 RON/share and the maximum price of 91.8 RON/share. On average, 2,225 shares/day have been traded, the average value of a trading day amounting to 189,420 RON/day (188 days).

## 3. ANALYSIS OF THE COMPANY'S BUSINESS

### 3.1. Analysis of the operating activity

#### 3.1.1. Regulation Framework

CONPET SA is the operator of crude oil, rich gas, condensate and ethane National Transport System (NTS). The transport service is being supplied under the natural monopoly regime based on the tariff set by NAMR.

The NTS is being defined and regulated pursuant to Oil Law no. 238/7.06.2004 and the Methodological Norms for the Application of the Petroleum Law, approved pursuant to GD no. 2075/2004.

#### 3.1.2. The crude oil, condensate and rich gas activity

CONPET S.A. supplies transport services for its clients both via the National Transport System conceded according to the Oil Concession Agreement of the National Transport System of crude oil, rich gas, condensate and ethane, as well as via railway tanks, from the loading ramps to the refineries, for the oil areas not connected to the transport major pipelines.

The National Transport System was built to satisfy the transport needs from all the oil fields to the refineries, distributed throughout the country, to the refineries. The system operation is being made based on the local dispatch centers, coordinated from the Company's Central Dispatch. The pipelines transport system is approximately 3,800 km in length, out of which, to date, a 3,161 km pipeline network is being used.

The transport contracts concluded with the beneficiaries of the services are compliant with the

regulated frame contract approved by NAMR and provides the legal framework for the supply of the transport services.

The transport of the crude oil quantities is being performed from the product delivery site, by the producers or importers, from the extraction areas, or from Oil Terminal to the processing units (refineries), using the facilities inside the pumping stations and the receiving sites.

These facilities shall consist of crude oil and condensate storage tanks, storage tanks for the storage of rich gas, technological pipes from the pumping/receipt warehouses, pumping aggregates, major pipelines, crude oil and rich gas loading and unloading ramps, rail tank cars.

The transported volumes by products, crude oil, rich gas and condensate achieved in 9 months 2024, as compared to the program and the same period of 2023 and the extent of usage of the transport capacity, are as follows:

Transport Subsystems	Indicators and products	Achieved 9 months 2024	Achieved 9 months 2023	Variation % 2024/2023
DOMESTIC	<b>Domestic crude oil, condensate and light condensate</b>			
	- programmed quantities (thousand tons)	2,083	2,237	▼ 6.9%
	- achieved quantities (thousand tons)	2,115	2,175	▼ 2.8%
	- degree of achievement	101.5%	97.2%	+4.3 p.p.
	- degree of use of the transport throughputs	45.7%	47.0%	-1.3 p.p.
	<b>Rich gas</b>			
	- programmed quantities (thousand tons)	10.0	8.7	▲ 14.9%
	- achieved quantities (thousand tons)	12.4	12.6	▼ 1.6%
	- degree of achievement	124.0%	144.8%	-20.8 p.p.
	- degree of use of the transport throughputs	23.0%	23.2%	-0.2 p.p.
	<b>Total domestic subsystem</b>			
	- programmed quantities (thousand tons)	2,093	2,246	▼ 6.8%
	- achieved quantities (thousand tons)	2,127	2,187	▼ 2.7%
	- degree of achievement	101.7%	97.4%	+4.3 p.p.
	- degree of use of the transport throughputs	45.5%	46.7%	-1.2 p.p.
IMPORT	<b>crude oil</b>			
	- programmed quantities (thousand tons)	3,173	2,546	▲ 24.6%
	- achieved quantities (thousand tons)	3,226	2,571	▲ 25.5%
	- degree of achievement	101.7%	101.0%	+0.7 p.p.
	- degree of use of the transport throughputs	35.6%	28.4%	+7.2 p.p.
TOTAL	- programmed quantities (thousand tons)	5,266	4,792	▲ 9.9%
	- achieved quantities (thousand tons)	5,353	4,758	▲ 12.5%
	- degree of achievement	101.7%	99.3%	+2.4 p.p.
	- degree of use of the transport throughputs	39.0%	34.7%	+4.3 p.p.

Table 4– Transported volumes by types of products and by transport subsystems between January - September

2024 as compared to the same period of 2023

The evolution of the volume transported on transport subsystems is presented, as follows:

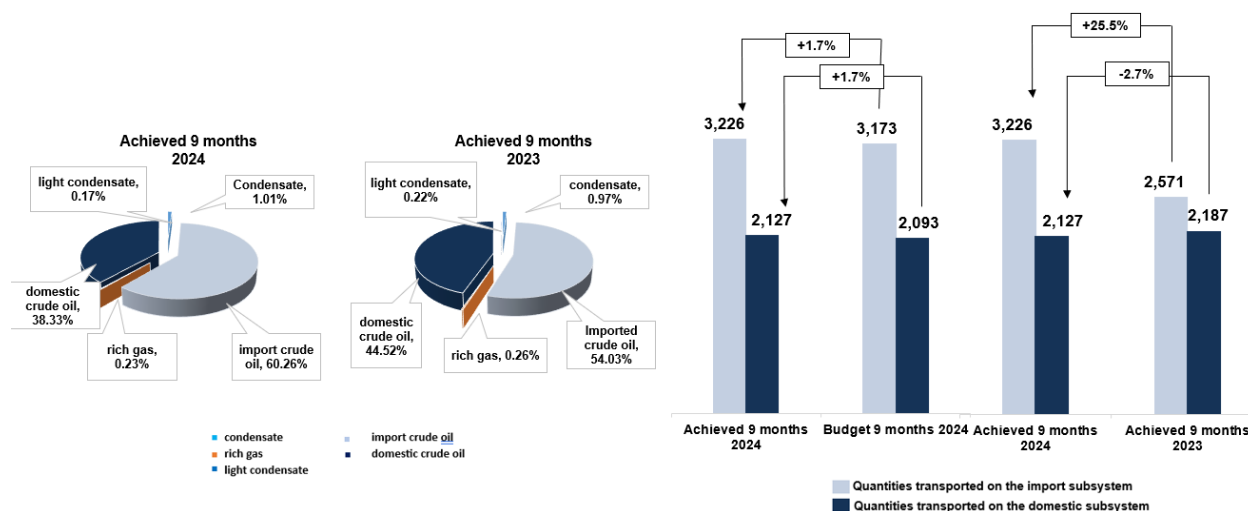


Chart 3 - Quantities transported on the transport subsystems

The evolution of technological consumption by products as compared to the values provided in the transport contracts (standardized consumption), is the following:

Products	9 months 2024			9 months 2023		
	Standardized	Achieved	Variation	Standardized	Achieved	Variation
Imported crude oil	0.2417%	0.1817%	-0.06%	0.2631%	0.1933%	-0.07%
Domestic crude oil, condensate and light condensate	0.3699%	0.3613%	-0.01%	0.3685%	0.3480%	-0.02%
Rich gas	7.3830%	2.6950%	-4.69%	7.3830%	3.3200%	-4.06%

Table 5- The evolution of technological standardized consumption as compared to the achieved consumption

The technological consumption recorded during transport is within the allowable limits, provided in the transport contracts.

The tariffs for the supply of crude oil, rich gas, condensate and ethane are regulated and approved by the National Regulatory Authority in the Mining, Petroleum and Geological Storage of Carbon Dioxide and are distinguished for each transport subsystem.

The rates applied for the transport of crude oil on the import subsystem are applied on intervals of transported quantities, being practiced the bracketing tariff model and the refinery- hand-over site. In the reporting period, the following tariffs were applied:

In the reporting period, the following tariffs were applied:

➤ Tariffs from transport services on the Domestic Subsystem

Period	Transport tariff (RON/ton)	Approved by NAMR Order no.
January 1 <sup>st</sup> , 2023 - December 31, 2023	117.95	364/2022

starting January 1 <sup>st</sup> , 2024	128.00	340/2023
---	--------	----------

Table 6 – Transport tariffs Domestic Subsystem

➤ Tariffs for transport services on the Import Subsystem

The rates charged for the transport on the import subsystem differ depending on the destination (refinery) and the transported quantity.

Period	Batches	Arpechim Refinery	Ploiesti Basin *)	Petromidia Refinery	Approved by NAMR Order no.
	Thousand tons/month	RON/ton	RON/ton	RON/ton	
January 1, 2023 - December 31, 2023	no more than 80	52.25	51.60	20.73	364/2022
	80 -120	41.80	41.28	16.59	
	120 -160	31.35	30.96	12.44	
	over 160	23.51	23.22	9.33	
Starting January 1 <sup>st</sup> 2024	no more than 80	55.00	39.85	26.50	340/2023
	80 -120	54.79	39.70	26.40	
	120 -160	54.59	39.55	26.30	
	over 160	54.38	39.40	26.20	

\*) Petrobrazi Refinery and Lukoil Refinery

Table 7 - Transport tariffs import subsystem

The transport tariffs include a modernization quota meant exclusively for the financing of the investments related to the National Transport System.

## Other activities

The revenues achieved from other activities make 0.4% contribution to the company's turnover and derive from leases of lands and telecommunication equipment, from services supply - rail tank cars shunting etc.

### 3.1.3. Assessment of the operating activity

In the table below is being presented the evolution of the transport services revenues, between January – September 2024, as compared to the same period of 2023 and the budgeted values.

Achieved 9 months 2024	Revenues and Expenditure Budget 9 months 2024	Variation (%) Achieved/Budget	Indicators (thousand RON)	Achieved 9 months 2024	Achieved 9 months 2023	Variation (%) Achieved 2024/2023
271,382	267,128	▲ 1.6%	Revenues from transport services Domestic	271,382	257,146	▲ 5.5%

Achieved 9 months 2024	Revenues and Expenditure Budget 9 months 2024	Variation (%) Achieved/Budget	Indicators (thousand RON)	Achieved 9 months 2024	Achieved 9 months 2023	Variation (%) Achieved 2024/2023
			Subsystem			
124,987	123,599	▲ 1.1%	Revenues from transport services Import Subsystem	124,987	99,880	▲ 25.1%
396,369	390,727	▲ 1.4%	<b>Total Transport Revenues*)</b>	396,369	357,026	▲ 11.0%
3,779	3,052	▲ 23.8%	Revenues from other operations related to transport by NTS	3,779	6,674	▼ 43.4%
400,148	393,779	▲ 1.6%	<b>Total general transport revenues</b>	400,148	363,700	▲ 10.0%
1,454	1,505	▼ 3.4%	Revenues from rents	1,454	1,563	▼ 7.0%
171	127	▲ 34.7%	Other revenues	171	132	▼ 29.6%
401,773	395,411	▲ 1.6%	<b>Turnover</b>	401,773	365,395	▲ 10.0%

\*) Revenues from the transported quantities for which tariffs regulated by NAMR are applied

Table 8— Statement of turnover

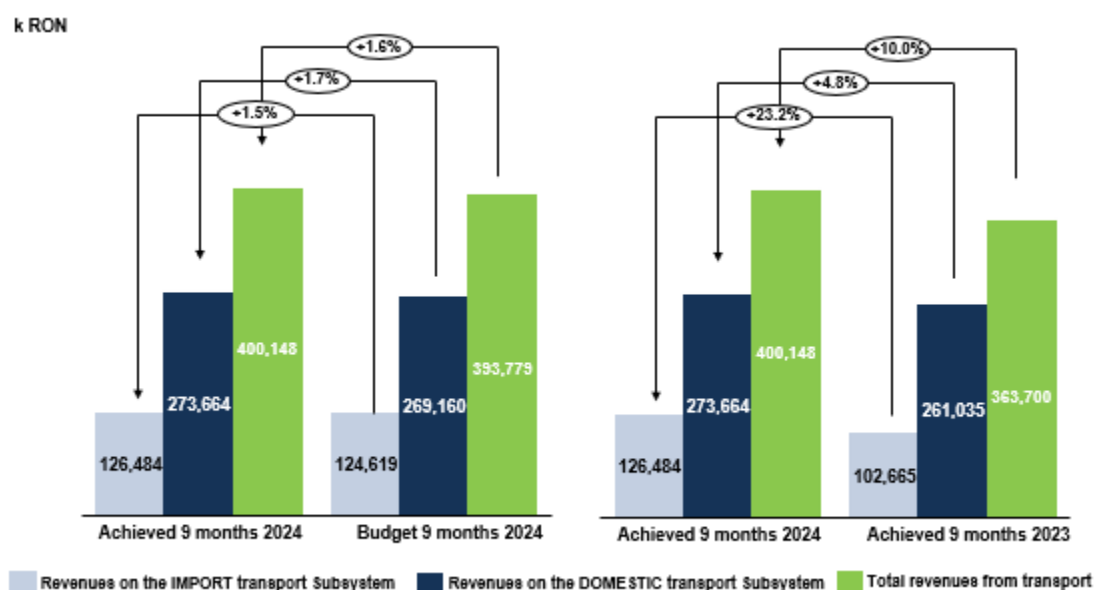


Chart 4 - Evolution of transport revenues by subsystems

The detailed statement of the transport revenues, divided by every client, is as follows:

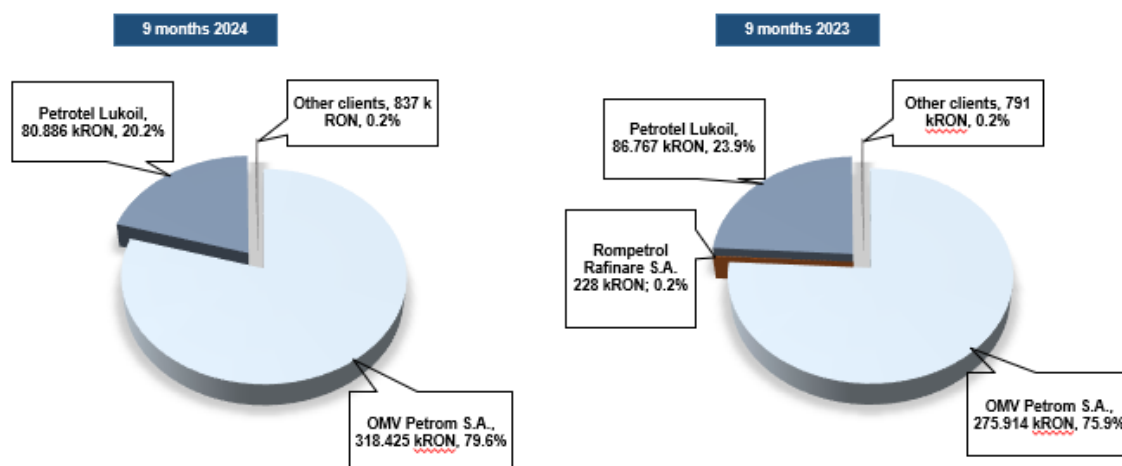


Chart 5 - Evolution of transport revenues by beneficiaries achieved in 9 months 2024 as compared to 9 months 2023

## Procurement

The procurement activity performed in compliance with the provisions of the Internal Procurement Norms of CONPET S.A. and other internal procedures.

During January - September 2024, have been initiated 103 procurement procedures requested by the Company entities and have been concluded 80 contracts in total amount of 63,681 thousand RON and 910 thousand Euro.

At the end of September, 14 procurements were in progress, with a total estimated value of 9,595 thousand RON and 4,026 thousand Euro.

According to the provisions of the EGMS Resolution no.3/23.10.2014 are presented in Annex no.4 and 5 the works procurement contracts with values higher than 500,000 Euro and the service procurement contracts with values higher than 100,000 EURO, concluded between 01.01.2024 - 30.09.2024.

### 3.1.4. Company mergers and reorganizations, procurements and disposals of assets

During the 9 months of 2024, there were no mergers and no purchases or alienations of fixed assets - buildings and/or lands have been made.

Purchases of tangible and intangible assets in the first 9 months of 2024 were made in accordance with the investment program and the approved revenues and expenditure budget and are intended for deployment and modernization of activity.

The company has no open subsidiaries in Romania or abroad.

### 3.1.5. Assessment of the Human Resources and Social Dialog activity

The actual number of employees on September 30, 2024 is 1,401 persons.

One of the objectives assumed by the management is to reshape and permanently adapt the human resources in correlation with the technical economic requirements and realities of the company. This objective is targeting:

- the efficient use of personnel;
- providing business continuity, under the conditions required by the permanent fluctuations in production;
- providing balance between the personnel number and the real technical-economic and administrative needs of the company.
- flexible redistribution of human resources in order to avoid possible blockage in supplying personnel and in view of ensuring the most effective use of the personnel.

Following the implementation, all through 2024, of certain measures meant to resize the human resource, as well as of certain voluntary, or triggered to other causes personnel leaves, the effective number of employees on 30.09.2024 decreased by 56 employees as compared to 31.12.2023.

The personnel structure according to the level of studies and gender, on September 30, 2024 is presented in the table below:

Studies	Total	% in total employees	Women	% in total employees	Men	% in total employees
General education (8 -10 grades)	83	5.9%	7	0.5%	76	5.4%
Secondary education	763	54.5%	71	5.1%	692	49.4%
Higher education	555	39.6%	209	14.9%	346	24.7%
<b>Total</b>	<b>1,401</b>	<b>100.0%</b>	<b>287</b>	<b>20.5%</b>	<b>1,114</b>	<b>79.5%</b>

Table 9 - Personnel structure by education level and gender on 30.09.2024

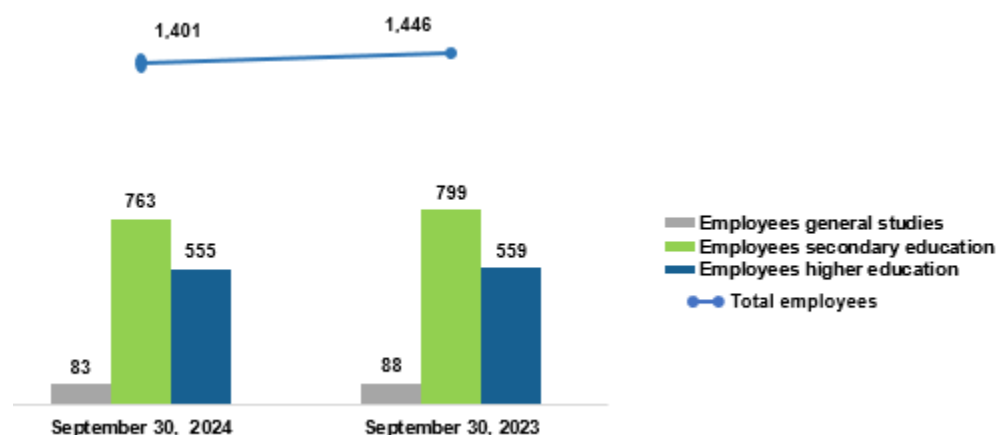


Chart 6 - Employee structure on September 30, 2024 YoY

On 30.09.2024, the number of employees having graduated higher education studies was of 555 employees (39.6%) in total employees, out of which: 14,9% women and 24,7% men.

The evolution of personnel structure by education categories reveals the interest of the company in covering the need for a workforce based on highly-qualified specialists, as well as based on continuous improvement of the existing staff.

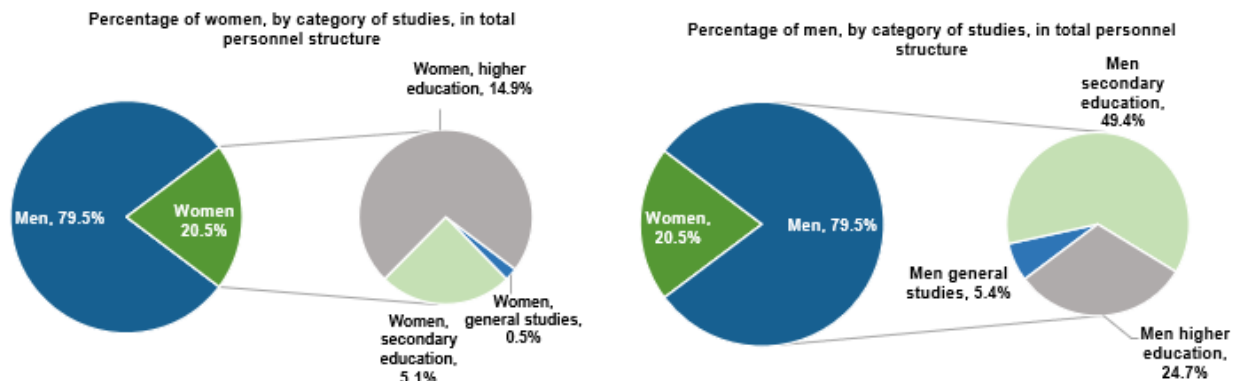


Chart 7 - Personnel structure according to gender and level of education on September 30, 2024

The structure of the employees by categories, on 30.09.2024, is as follows:

- ✓ Directly productive 511 employees;
- ✓ Technically productive 319 employees;
- ✓ Administrative 254 employees;
- ✓ Indirectly productive 199 employees;
- ✓ General service 118 employees.

During January - September 2024, there have been no elements of a conflicting nature between the employees and the company management.

### The Personnel Risk and the Waging System

On September 30, 2024, the age structure is not balanced, the age group ranging 51-60 years has the highest percentage (53%) and is followed by the age group ranging 41-50 years (25%) and the age group ranging 31 - 40 (12%).



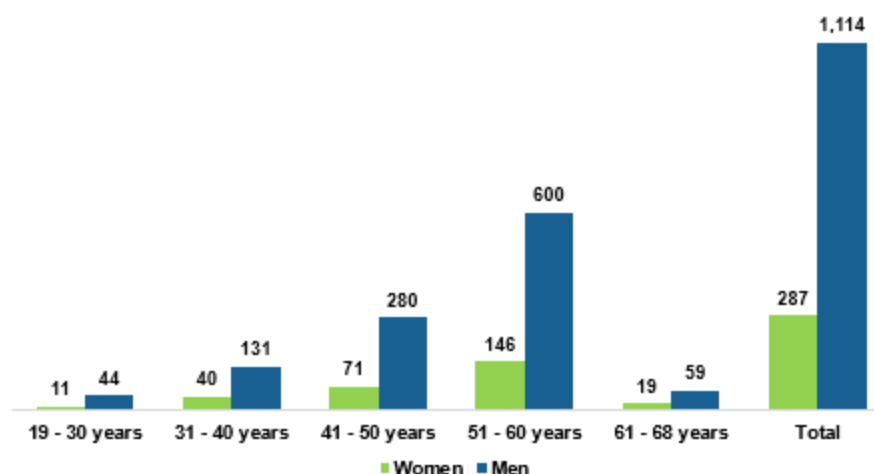


Chart 8 - Personnel structure by age groups on 30.09.2024

The mean age of CONPET personnel is high enough (50 years old), the advantage being that 50% of the personnel have over 20 years of experience in the company, which stands for stability and professionalism, but also accumulation of knowledge and skills, some taking many years of experience to be gained.

The mean age of the personnel employed in the last two years is 41.5 years, with an average work experience of 16 years.

However, the risk of personnel in the future is the company to deal with staff shortages due to retirement leaves of the experienced personnel.

The main personnel and waging risks relate to:

- lack of qualified personnel in order to ensure the continuity of certain activities (e.g. staff with responsibilities in traffic safety) in the case of departures from the system;
- constraints and budget limitations that can restrict the initiation/development of projects in the field of human resources;
- high personnel fluctuation, decreased rate of retention of newly hired personnel or occupying key positions.

This risk has been analyzed and determined to be a risk with high tolerability for which measures to keep it under control are established in the medium and long term through personnel policy and personnel turnover monitoring.

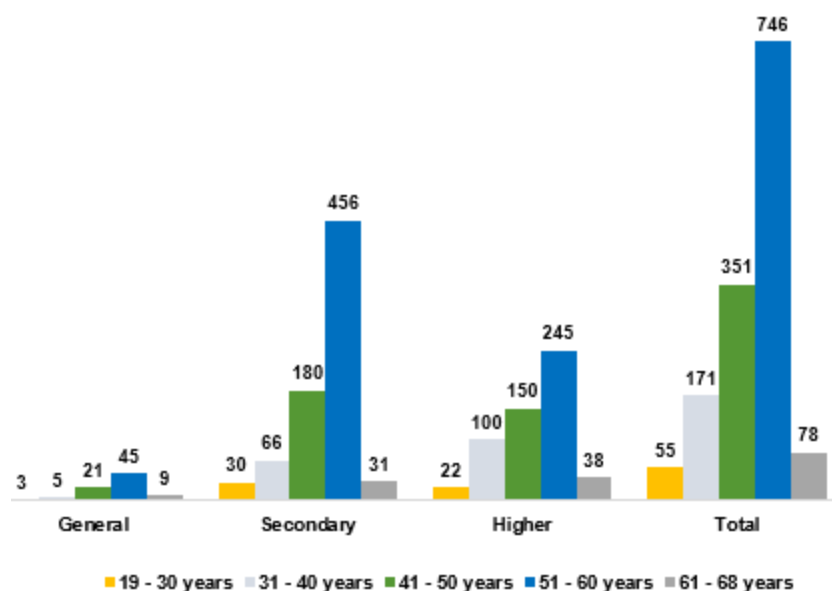


Chart 9 - Personnel structure by level of studies and age on 30.09.2024

In terms of level of education, the highest share is for the employees having medium and higher education and ages ranging from 41 to 60 years old.

### The Collective Labor Agreement

Since the Collective Labor Agreement ceased to be applicable on 07.06.2024, the Board of Directors mandated the executive management to start the negotiation procedures of a new Collective Labor Agreement.

Between April and May 2024, negotiation meetings took place, which resulted in the conclusion of a new collective labor agreement applicable starting from 07.06.2024.

The Collective Labor Agreement is concluded for a period of 2 years, starting with 07.06.2024.

### The Activity of Professional Training and Authorization

In order to maintain and develop specific skills and basic abilities of the human capital, the training activities are carried out on an ongoing and planned basis, based on the professional training and authorization programs of the company, as a result of the conduct of a comprehensive process of identification and priorities setting of the CONPET SA personnel training needs.

Training is achieved mainly through participation in external courses, organized in collaboration with certified trainers for all fields of activity within the company. Also, training is conducted internally by trainers and experts from within the company, with a good knowledge and experience relevant to the activity of the company. They hold training sessions and trainings to update knowledge and skills specific to the job.

Training in the employees has two components: training (technical, economic and other specialties) necessary to perform duties in the job description and a general one on training and/or professional licensing in various fields.

CONPET management assures annually, by the Revenues and Expenditure Budget, sources for the provision of training. Special attention is paid to the training of technical staff (maintenance and operations), mainly to the new skills necessary to carry out the safe operation of the National Transport System.

In the first 9 months of 2024, courses were held based on the authorization and professional training programs, with a total of 2,480 participants.

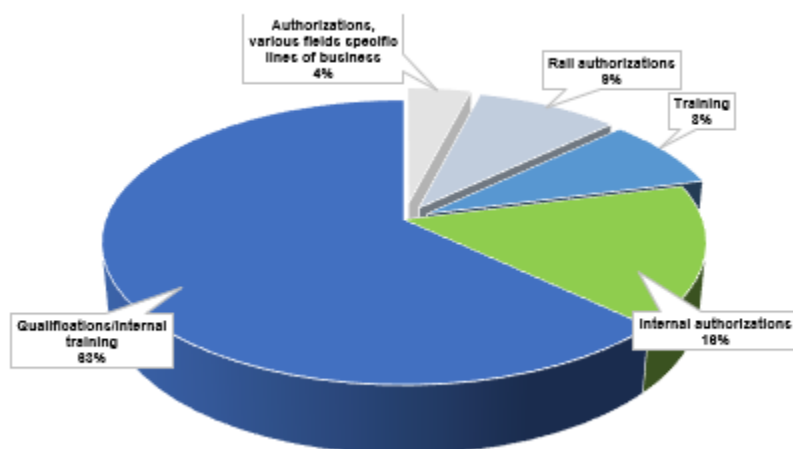


Chart 10 - Courses of professional training and authorization

### The assessment of the professional performance of the employees

In compliance with the Regulation for the assessment of the individual professional performance of the employees have been concluded at the end of 2023, the addenda to the future individual contracts of the employees in management positions, which include the individual objectives, the performance indicators, the 2024 target values in connection therewith.

The action for evaluating the professional performance of employees for the activity carried out in 2023 took place in the first quarter of 2024, in accordance with the Regulation for evaluating the performance of employees and the results of the evaluation have been included in a report.

### 3.2. Achieved investments

Within the first 9 months of 2024, investments amounting to **51,850** thousand RON were achieved, compared to **50,812** thousand RON programmed (**102.0%**).

The value of the investment objectives achieved during January-September 2024, by appurtenance of assets, as compared to the approved program and the same period of 2023, is as follows:

Investment (thousand RON)	Revenue and Expenditure Budget YEAR 2024	Achieved 9 months 2024	Program 9 months 2024	Achieved 9 months 2023	Degree of achievement %	
					Achieved/ programmed	2024/2023
<b>Total investments, o/w:</b>	<b>85,000</b>	<b>51,850</b>	<b>50,812</b>	<b>59,260</b>	<b>102.0%</b>	<b>87.5%</b>
Public domain	65,000	41,065	37,567	52,960	109.3%	77.5%
Operating domain	20,000	10,785	13,245	6,300	81.4%	171.2%

Table 10 – investments achieved during January - September 2024 as compared to Budget 2024 and the similar

period in 2023

The investments made within the first 9 months of 2024, as compared to the program and YoY, by financing sources, are exposed in the chart below:

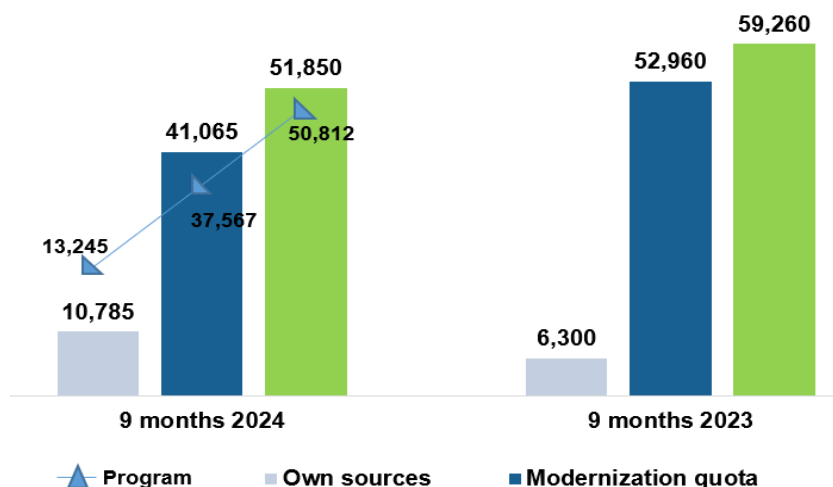


Chart 11 - Investments achieved by financing sources

The main investment objectives completed and commissioned during January – September 2024:

- ✓ Upgrade of Mislea station;
- ✓ Modernization of Potlogi pumping station;
- ✓ Integration of Moreni automation instruments and equipment;
- ✓ Modernization of Moreni pumping system;
- ✓ Modernization of the Ochiuri Pumping System - Connection to the electrical network and the usage facility;
- ✓ Upgrade Ciresu ramp;
- ✓ Tele-transmission and tele-management of the power consumptions in CONPET locations in 6 locations;
- ✓ Modernization and monitoring of the cathodic protection system related to the NTS domestic and import in 2 locations
- ✓ Replacement of pipeline Ø 20" Constanța - C1 - 3 sections;
- ✓ Smart pigging, detection of pipeline status Ø10 ¾" L1 Bărbătesti– Ploiesti West and Ø 10¾" L2 Orlesti– Ploiesti (Petrobraz);
- ✓ Modernization of pumping station Ochiuri.

Commissionings achieved within the first 9 months of 2024 amounted to 66,836 thousand RON, out of which per financing sources:

- 55,951 thousand RON out of the modernization quota;
- 10,885 thousand RON out of other own sources;

### Significant investment objectives in progress on 30.09.2024:

#### Public domain

- ✓ Replacement of pipeline Ø 20" Constanța - C1 - 8 sections;
- ✓ Modernization and monitoring of the cathodic protection system related to the NTS Domestic and Import;
- ✓ Modernization of Satchinez pumping station;
- ✓ Modernization of Slobozia crude oil station;

- ✓ Buffer tank Independenta;
- ✓ Extension of SCADA system - 4 ramps and 5 stations;
- ✓ Rehabilitation of pumps room and Building rehabilitations in Calareti station.

### Operating domain

- ✓ Replacement of pipeline section Ø 6<sup>5</sup>/<sub>8</sub>" Warehouse Petrom Orzoaia de Sus – Urlați crude oil station.

## 3.3. Analysis of the financial business

The financial information presented in this report have been supplied based on the interim financial statements for the nine months period ended September 30, 2024, prepared in compliance with the International Accounting Standard no. 34 - „Interim Financial Reporting”.

### 3.3.1. Report grounds

The quarterly report of the Board of Directors for the period January - September 2024 is prepared in compliance with the provisions of Article 69 of Law no. 24/2017 regarding the issuers of financial instruments and market operations, republished and annex 13 of ASF Regulation no.5/2018 regarding issuers and securities operations;

### 3.3.2. Statement of the Financial Standing

In summary, the statement of the Financial Standing on September 30, 2024 is as follows:

Name of the element (thousand RON)	September 30, 2024 (unaudited)	December 31, 2023 (audited)	Variation% 2024/2023
Intangible assets	671,155	678,913	▼ 1.1%
Current assets	168,676	167,941	▲ 0.4%
<b>Total Assets</b>	<b>839,831</b>	<b>846,854</b>	<b>▼ 0.8%</b>
Equities	716,891	730,295	▼ 1.8%
Total liabilities	122,940	116,559	▲ 5.5%
<b>Total equity and liabilities</b>	<b>839,831</b>	<b>846,854</b>	<b>▼ 0.8%</b>

Table 11 - Summary of the company's financial standing on 30.09.2024 as compared to 31.12.2023

The extended version of the financial standing on September 30, 2024 is presented in Annex no. 1.

**The total assets** decreased by 0.8% (7,023 thousand RON) as compared to the level recorded on December 31, 2023 due to the decrease of the fixed assets.

**The fixed assets** recorded, on September 30, 2024, a decrease by 1.1% as compared to December 31, 2023, generated by input of fixed assets in a value lower than the amortization registered within the first 9 months of 2024.

**The current assets** slightly increased by 735 thousand RON (0.4%), from 167,941 thousand RON current assets at the end of 2023, to 168,676 thousand RON, value registered on September 30, 2024.

On 30.09.2024, the cash availability in the modernization quota, existing in bank accounts,

amounted to 34,349 thousand RON, higher by 2,308 thousand RON as compared to 31.12.2023. The cash representing the modernization quota has a special use regime, this being destined exclusively to the financing of the modernization works and development of the goods belonging to the public domain.

**The equities** lowered by 1.8% (13,404 thousand RON) as compared to December 31, 2023 reaching 716,891 thousand RON, determined by: the distribution of dividends due to shareholders (58,754 thousand RON), impact partially compensated by the net profit registered in January-September 2024 (40,118 thousand RON).

**The current liabilities**, in amount of 91,587 thousand RON, increased by 4,487 thousand RON, mainly due to the increase of other liabilities.

### Structure of Debts

On September 30, 2024 and December 31, 2023, the trade liabilities and other liabilities look as follows:

Liabilities (thousand RON)	December 31, 2023	September 30, 2024	Maturity date for the balance on September 30, 2024			
			Under 1 year	1-5 years	Over 5 years	5
Trade liabilities	33,092	28,421	28,421	-	-	
Liabilities to the employees	39,908	42,873	14,133	2,737	26,003	
Current Income Tax	1,808	3,478	3,478	-	-	
Other liabilities	31,557	36,412	33,799	1,975	638	
Deferred Tax Liability	901	-	-	-	-	
Short-term provisions	9,293	11,757	11,757	-	-	
<b>Total</b>	<b>116,559</b>	<b>122,941</b>	<b>91,588</b>	<b>4,712</b>	<b>26,641</b>	

Table 12 - Total Debt statement

The debts recorded in the balance on 30.09.2024 stand for current liabilities, within the maturity term.

On 30.09.2024, the company Conpet S.A. did not register outstanding payments.

The trade liabilities related to the purchases of goods and services intended for operating activities account for 71.0 % in total trade liabilities, and those representing purchases of fixed assets have a weight of 29.0 %.

Other liabilities, which include contributions to the consolidated state budget related to salaries and other fiscal obligations, on due dates, are presented as follows:

Debts (thousand RON)	December 31, 2023	September 30, 2024	Maturity date for the balance on September 30, 2024			
			Under 1 year	1-5 years	Over 5 years	5
Salaries contributions	6,222	6,218	6,218	-	-	
Royalty due to the State Budget	10,271	11,992	11,992	-	-	
VAT payable	4,111	5,975	5,975	-	-	

Other interests and debts – State Budget	1,221	1,872	1,872	-	-
Payable Dividends	5,444	5,834	5,834	-	-
Leasing related liabilities	3,347	3,816	1,772	1,634	410
Prepaid revenues	696	634	81	325	228
Other liabilities	245	71	55	16	-
<b>Total</b>	<b>31,557</b>	<b>36,412</b>	<b>33,799</b>	<b>1,975</b>	<b>638</b>

Table 13 - Statement regarding contributions related to salaries and other fiscal liabilities on 30.09.2024 as compared to December 31, 2023

On 30.09.2024, the leasing liabilities comprise recognized rights of use for leases and concessions of land, buildings and wagons.

The liabilities related to the rights of use recognized for the lease and concession contracts of some lands, buildings and wagons have been assessed at the value of rent fees/royalties along the remaining contractual period, discounted with the credit rate for real estate loans.

The statement of debts to employees on maturity terms reveals the following:

Liabilities (thousand RON)	December 31, 2023	September 30, 2024	Maturity date for the balance on September 30, 2024			
			Under 1 year	1-5 years	Over 5 years	
Salaries and assimilated debts	7,140	7,245	7,245	-	-	
Liabilities for benefits granted upon retirement	22,090	24,383	480	2,654	21,249	
Liabilities for the benefits granted in case of death	4,156	4,864	27	83	4,754	
Liabilities for the employees' share of profit	6,003	3,306	3,306	-	-	
Liabilities for not performed leaves	519	3,075	3,075	-	-	
<b>Total</b>	<b>39,908</b>	<b>42,873</b>	<b>14,133</b>	<b>2,737</b>	<b>26,003</b>	

Table 14 - Statement of Other liabilities, here included the fiscal debts and social insurances related debts

The debts to the employees, in balance on 30.09.2024, mainly include salaries and debts assimilated to salaries, as well as future obligations consisting of benefits granted upon retirement or death and as funds regarding the employees' share of profit, recognized as provisions.

### Short-term provisions

Name (thousand RON)	September, 30 2024	December 31, 2023
Provisions for litigations	7,439	7,157
Provisions related to mandate contracts	3,630	1,824
Other provisions for risks and expenses	688	312
<b>Total provisions</b>	<b>11,757</b>	<b>9,293</b>

Table 15 - Short-term provisions on 30.09.2024

### Provisions for litigations

In detail, the provisions for litigations are:



Name (thousand RON)	September, 30 2024	December 31, 2023
Litigations for civil compensations	5,704	5,459
Litigations for third parties' failure to comply with certain contractual clauses	47	71
Other litigations	1,688	1,627
<b>Total</b>	<b>7,439</b>	<b>7,157</b>

Table 16 - Provisions for litigations on 30.09.2024

The company is involved in various litigations for compensation and annuities requested by various owners, natural and legal persons, following the exercise by the company of the right of legal servitude on their lands.

On 30.09.2024, provisions for such litigation are recorded in the amount of 5,704 thousand RON, an increase of 245 thousand RON compared to 31.12.2023.

The "Other litigations" item, in the amount of 1,688 thousand RON, represents the exchange value of the provision constituted for the litigation opened during 2018 by Fondul Proprietatea, the latter requesting the payment of the net value of the dividends for the financial year 2006, related to a 6% quota held by the plaintiff in the share capital of CONPET S.A., as well as the legal interest calculated for the requested amount, starting with the maturity date thereof.

### Provisions related to the Contract of Mandate

Debts were set up for the allowances granted to the directors according to the mandate contracts and provisions of the Government Ordinance no. 109/2011 on corporate governance, including the related contributions, as follows:

- 128 thousand RON represents rest leave not performed by the directors with mandate contract, corresponding to the year 2023 and the first nine months of 2024;
- 3,502 thousand RON representing debts for the variable component related to the first nine months of the year 2024, out of which: 1,378 thousand RON debt for the allowances granted to members of the Board of Directors and 2,124 thousand RON debt for the allowances granted to the directors.

### Other provisions

On September 30, 2024, the balance of the "Other provisions" item in the amount of 688 thousand RON represents a provision for environmental expenses and for the lack of use of the land on which the Voința Sports Base is located (539 thousand RON), land owned by the Municipality of Ploiești.

### 3.3.3. Profit and Loss Account

Within the 9 months period ended September 30, 2024, CONPET S.A. obtained a net profit of 40,118 thousand RON, lower by 9,680 thousand RON as compared to the first 9 months of 2023 (49,798 thousand RON).

The financial result achieved in the period January - September 2024, as compared to the Budget and the achievements of the similar period in 2023, are the followings:

Indicators (thousand RON)	Achieved 9 months 2024	Budget 9 months 2024	Achieved 9 months 2023	Variation%	
				Achieved/Budget	Achieved 2024/2023
<b>Turnover</b>	<b>401,773</b>	<b>395,411</b>	<b>365,395</b>	▲ 1.6%	▲ 10.0%
Operating Revenues	457,126	438,643	404,668	▲ 4.2%	▲ 13.0%
Operating Expenses	413,815	408,636	351,119	▲ 1.3%	▲ 17.9%



Indicators (thousand RON)	Achieved 9 months 2024	Budget 9 months 2024	Achieved 9 months 2023	Variation%	
				Achieved/Budget	Achieved 2024/2023
<b>Operating Profit (EBIT)</b>	<b>43,311</b>	<b>30,007</b>	<b>53,549</b>	<b>▲ 44.3%</b>	<b>▼ 19.1%</b>
Value adjustments on fixed assets, less adjustments related to rights of use resulted from leasing contracts	59,019	53,171	46,977	▲ 11.0%	▲ 25.6%
<b>EBITDA</b>	<b>102,330</b>	<b>83,178</b>	<b>100,526</b>	<b>▲ 23.0%</b>	<b>▲ 1.8%</b>
Financial Revenues	4,849	3,112	5,157	▲ 55.8%	▼ 6.0%
Financial Expenses	264	451	211	▼ 41.5%	▲ 25.1%
<b>Financial profit</b>	<b>4,585</b>	<b>2,661</b>	<b>4,946</b>	<b>▲ 72.3%</b>	<b>▼ 7.3%</b>
Total revenues	461,975	441,755	409,825	▲ 4.6%	▲ 12.7%
Total expenses	414,079	409,087	351,330	▲ 1.2%	▲ 17.9%
<b>Gross Profit</b>	<b>47,896</b>	<b>32,668</b>	<b>58,495</b>	<b>▲ 46.6%</b>	<b>▼ 18.1%</b>
<b>Net Profit</b>	<b>40,118</b>	<b>25,738</b>	<b>49,798</b>	<b>▲ 55.9%</b>	<b>▼ 19.4%</b>

Table 17 - The main economic indicators achieved in 9 months 2024 as compared to 2024 Budget and the similar period in 2023.

The evolution of the financial results during January-September 2024, as compared to the same period of the year 2023 is being represented in the chart below:

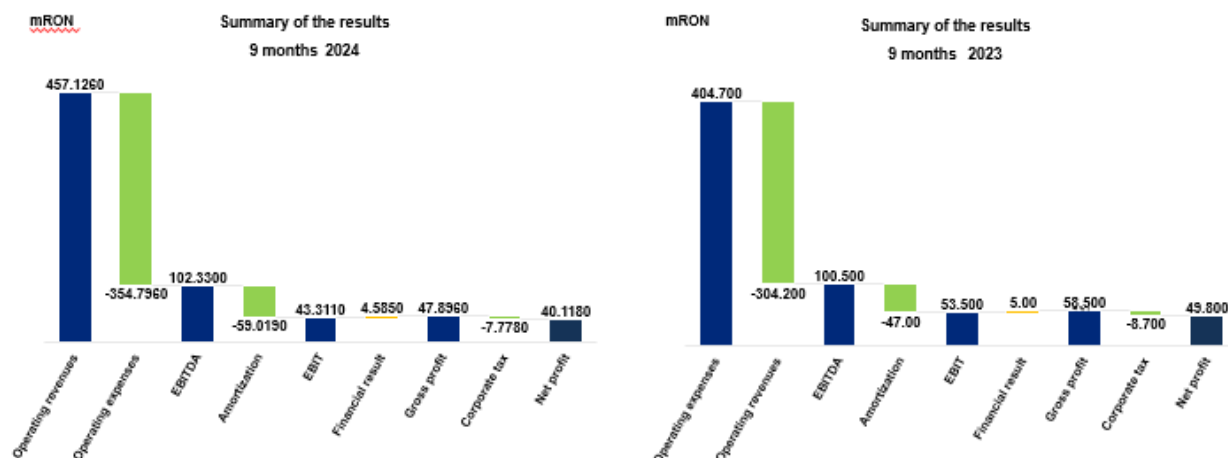


Chart 12 - Summary of the financial results

## Operating Revenues

The total revenues from operating activity in the first nine months of the year, as compared to Budget and YoY, are the following:

Achieved 9 months 2024	Budget 9 months 2024	Variation% 2024 Achieved/Budget	Indicators (thousand RON)	Achieved 9 months 2024	Achieved 9 months 2023	Variation (%) 2024/2023
Transport services based on tariffs approved by NAMR order - Domestic Subsystem						
2,120	2,087	▲ 1.6%	thousand tons	2,120	2,180	▼ 2.8%
271,382	267,128	▲ 1.6%	thousand Ron	271,382	257,146	▲ 5.5%
Transport services based on tariffs approved by NAMR order - Import Subsystem						
3,138	3,113	▲ 0.8%	thousand tons	3,138	2,385	▲ 31.6%
124,987	123,599	▲ 1.1%	thousand Ron	124,987	99,880	▲ 25.1%
<b>Total quantities and revenues from transport services based on tariffs approved by NAMR order</b>						
<b>5,258</b>	<b>5,200</b>	<b>▲ 1.1%</b>	<b>thousand tons</b>	<b>5,258</b>	<b>4,565</b>	<b>▲ 15.2%</b>
<b>396,369</b>	<b>390,727</b>	<b>▲ 1.4%</b>	<b>thousand Ron</b>	<b>396,369</b>	<b>357,026</b>	<b>▲ 11.0%</b>
<b>Other types of operations related to the N.T.S.</b>						
95	66	▲ 43.9%	thousand tons	95	193	▼ 50.8%
3,779	3,052	▲ 23.8%	thousand Ron	3,779	6,674	▼ 43.4%
<b>Total general crude oil, rich gas and condensate transport activity</b>						
<b>5,353</b>	<b>5,266</b>	<b>▲ 1.7%</b>	<b>thousand tons</b>	<b>5,353</b>	<b>4,758</b>	<b>▲ 12.5%</b>
<b>400,148</b>	<b>393,779</b>	<b>▲ 1.6%</b>	<b>thousand Ron</b>	<b>400,148</b>	<b>363,700</b>	<b>▲ 10.0%</b>
1,454	1,505	▼ 3.4%	Revenues from rents	1,454	1,563	▼ 7.0%
171	127	▲ 34.7%	Other Turnover Revenues	171	132	▼ 29.5%
<b>401,773</b>	<b>395,411</b>	<b>▲ 1.6%</b>	<b>Turnover</b>	<b>401,773</b>	<b>365,395</b>	<b>▲ 10.0%</b>
44,140	42,585	▲ 3.7%	Write-back to revenues of the reserve constituted based on the expenses with the modernization quota	44,140	36,677	▲ 20.3%
11,213	647	▲ 1,633.1%	Other revenues	11,213	2,596	▲ 331.9%
<b>55,353</b>	<b>43,232</b>	<b>▲ 28.0%</b>	<b>Total other operating revenues</b>	<b>55,353</b>	<b>39,273</b>	<b>▲ 40.9%</b>
<b>457,126</b>	<b>438,643</b>	<b>▲ 4.2%</b>	<b>Total Operating Revenues</b>	<b>457,126</b>	<b>404,668</b>	<b>▲ 13.0%</b>

Table 18 - Statement of the operating revenues on 30.09.2024

The turnover of the company is 99.6% achieved from the transport revenues; the 0.4% remaining percentage represents revenues from lease of land plots and telecommunication equipment, rail shunting etc.

In the operating revenues are also recognized the revenues from reserve representing modernization quota, registered at the level of the depreciation of assets financed from this quota. These revenues account for 79.7% of other operating revenues. (55,353 thousand RON). Within the first 9 months of 2024, there was a 20.3% increase as compared to the same period of 2023,

due to the increase in the depreciation of fixed assets financed from the modernization quota.

In the "Other revenues" category are mainly included the amounts to be recovered (debts) determined by final court judgments under forced execution (7,961 thousand RON). For these debits, depreciation adjustments amounting to 100% of the debit value were recorded.

**The operating expenses** achieved during January-September 2024, as compared to the same period of the previous year and the budgeted provisions look as follows:

Achieved 9 months 2024	Budget 9 months 2024	Variation (%) Achieved/ Budget	Indicators (thousand RON)	Achieved 9 months 2024	Achieved 9 months 2023	Variation (%) 2024/2023
4,127	5,506	▼ 25.0%	<b>Material expenses, out of which:</b>	4,127	4,956	▼ 16.7%
2,360	3,170	▼ 25.6%	- expenses with consumables	2,360	2,859	▼ 17.5%
1,470	1,670	▼ 12.0%	- fuel expenses	1,470	1,586	▼ 7.3%
15,261	18,270	▼ 16.5%	<b>Other external expenses (with energy and water)</b>	15,261	13,140	▲ 16.1%
158,964	162,418	▼ 2.1%	<b>Personnel Expenses</b>	158,964	146,511	▲ 8.5%
59,019	53,171	▲ 11.0%	Value adjustments on fixed assets, less adjustments related to rights of use resulted from leasing contracts	59,019	46,977	▲ 25.6%
1,604	1,997	▼ 19.7%	Value adjustments on rights of use resulted from leasing contracts	1,604	1,534	▲ 4.6%
107,348	110,836	▼ 3.1%	<b>Expenses with external services, out of which:</b>	107,348	91,730	▲ 17.0%
2,324	2,885	▼ 19.4%	- maintenance (maintenance, current repairs)	2,324	1,469	▲ 58.2%
58,518	58,456	▲ 0.1%	- expenses with crude oil transport by rail	58,518	52,581	▲ 11.3%
482	1,312	▼ 63.3%	- expenses with decontamination works	482	224	▲ 115.2%
35,907	35,037	▲ 2.5%	- oil royalty	35,907	28,248	▲ 27.1%
10,117	13,146	▼ 23.0%	- other services performed by third parties	10,117	9,208	▲ 9.9%
13,016	3,518	▲ 270.0%	<b>Provisions and value adjustments on current assets</b>	13,016	(522)	-
54,476	52,920	▲ 2.9%	<b>Other operating expenses, out of which:</b>	54,476	46,793	▲ 16.4%
49,370	49,077	▲ 0.6%	- modernization quota expenses	49,370	43,852	▲ 12.6%

Achieved 9 months 2024	Budget 9 months 2024	Variation (%) Achieved/Budget	Indicators (thousand RON)	Achieved 9 months 2024	Achieved 9 months 2023	Variation (%) 2024/2023
413,815	408,636	▲ 1.3%	Total operating expenses	413,815	351,119	▲ 17.9%

Table 19 - Statement of the operating expenses 30.09.2024

The operation expenses achieved in January - September 2024 increased by 17.9% as compared to the same period of 2023, from 351,119 thousand RON to 413,815 thousand RON.

The increase in operating expenses was mainly determined by the increase in some operational expenses, among which we exemplify: staff expenses, rail transport services, expenses calculated on the basis of the revenues (oil royalty and modernization quota), depreciation of fixed assets and value adjustments for current assets and fixed assets (depreciation).

Adjustments for the impairment of other current assets are recorded for debits related to legal files pending in court and debits recorded in the accounting records based on final judgments obtained in court, subject to enforcement, as well as fines paid and under appeal.

As compared to the budgetary provisions for the 9 months of 2024, the operating expenses incurred on September 30, 2024 were higher by 5,179 thousand RON (1.3%). In the budget execution on September 30, 2024, savings were recorded in some types of expenses: expenses with materials (1,379 thousand RON), expenses with electricity and natural gas (3,009 thousand RON), expenses with personnel (3,454 thousand RON), services supplied (3,488 thousand RON), as well as overruns for other types of expenses that were not initially budgeted (amortization resulting from the increase in the value of fixed assets following the revaluation recorded at the end of 2023), as well as a result of recording adjustments for the depreciation of other receivables, as mentioned above.

**The operating profit** achieved within the first 9 months of 2024, as compared to the same period of 2023 has recorded a decrease by 10,238 thousand RON (19.1%).

As compared to the budget, the operating profit shows an increase of 13,304 thousand RON (44.3%), due to both the increase in costs that are determined on the basis of transport revenues, which are increasing by 6.4 million Ron, and as a result of the realization of expenses below the forecasted level (in most situations the savings are not final, there is only a time gap compared to the program).

**The financial revenues** dropped by 6.0% within the first nine months of 2024, as compared to the same period of 2023 due to the decrease in interests collected by the company.

**The financial expenses** increased by 25.1% in the analyzed period YoY, nevertheless maintaining at a low level (264 thousand RON) as compared to the financial revenues.

Due to this negative evolution, **the financial result** is lower by 361 thousand RON (7.3%) as compared to the same period of 2023 and higher by 1,924 thousand RON (72.3%) as compared to the one provided in the Budget.

**The gross profit** recorded a decrease of 10,599 thousand RON (18.1%) and **the net profit** decreased by 9,680 thousand RON (19.4%) as compared to the nine months of 2023. As compared to budget, the gross profit is higher by 15,228 thousand RON and the net profit exceeds the value planned by 14,380 thousand RON.

The statement of the profit and loss account for the nine months period ended September 30, 2024 is presented in detail in Annex no. 2.

### 3.3.4. The main economic-financial indicators

Select the main economic-financial indicators				
Name of the indicators	Calculation formula	Achieved 9 months 2024	Achieved 9 months 2023	Variation (%) 2024/2023
Profitability indicators				
Gross sales margin	EBIT (operating profit)	10.8%	14.7%	▼ 3.9 p.p.
	Turnover			
Operating profit margin	EBIT (operating profit)	9.5%	13.2%	▼ 3.7 p.p.
	Operating Revenues			
EBITDA in total sales	EBITDA (operating profit + value adjustments on tangible and intangible assets)	25.5%	27.5%	▼ 2.0 p.p.
	Turnover			
Adjusted EBITDA (thousand RON)	Adjusted EBITDA = Operating profit - write-back of the reserve out of the modernization quota + Expenses regarding the settlement of the modernization quota + Impairments of tangible and intangible assets, here included the tangible revaluation differences).	107,561	107,701	▼ 0.1 %
EBITDA in equities	EBITDA	14.3%	14.7%	▼ 0.4 p.p.
	Total equities			
EBITDA adjusted in equities	Adjusted EBITDA	15.0%	15.8%	▼ 0.8 p.p.
	Total Equities			
Gross Profit Rate	Gross result	11.9%	16.0%	▼ 4.1 p.p.
	Turnover			
Liquidity Indicators				
Current liquidity indicator (times)	Current assets	1.8	1.9	▼ 5.3 %
	Current liabilities			
The quick ratio indicator (acid test)	Current assets - Stocks	1.8	1.5	▲ 20.0%
	Current liabilities			
General solvency	Total Liabilities	0.1	0.1	-
	Total assets			
Profitability indicators				
Return on Assets (ROA)	Net result	4.8%	3.8%	▲ 1.0 p.p.
	Total assets			
Return on Equity (ROE)	Net result	5.6%	4.5%	▲ 1.1 p.p.
	Total shareholders' equities			
Return on Sales (ROS)	Net result	10.0%	12.2%	▼ 2.2 p.p.
	Turnover			
OPERATIONAL INDICATORS				
Inventories turnover speed (days)	Medium stock X 270	426	354	▲ 20.3%
	Sales costs			
Duration of stocks rotation (times)	Sales costs	0.6	0.8	▼ 25.0%
	Average inventory			

Name of the indicators	Calculation formula	Achieved 9 months 2024	Achieved 9 months 2023	Variation (%) 2024/2023
Rotation speed of the clients debits (days)	Average balance Clients X 270	29	27	▲ 7.4%
	Turnover			
	Average stock clients			
Rotation speed of supplier credits (days)	Average balance suppliers X 270	29	29	-
	Procurement from suppliers of goods and services			
Fixed assets rotation speed (no. of times)	Turnover	0.6	0.6	-
	Fixed assets			
Rotation speed of assets	Turnover	0.5	0.5	-
	Mean value of all assets ((Total assets1+Total assets0)/2)			
Capital expenditure rate	Capital expenditure (achieved investments)	6.2%	7.5%	▼ 1.3 p.p.
	Total assets			
Risk indicators				
Leverage degree indicator	Borrowed capital	0.4%	0.4%	-
	Total shareholders' equities			

Table 20 - Main economic-financial indicators

### 3.3.5. Execution of the revenues and expenditure budget

The execution of the cumulated Revenues and Expenditure Budget on 2024Q3 is presented in the format and structure provided in the MPF Order no. 3818/2019.

INDICATORS (thousand RON)	Achieved 9 months 2024	Budget 9 months 2024	Degree of achievement%
<b>I. TOTAL REVENUES</b>	<b>461,975</b>	<b>441,755</b>	<b>104.6%</b>
1.1 Total Operating Revenues	457,126	438,643	104.2%
1.2. Financial revenues	4,849	3,112	155.8%
<b>II TOTAL EXPENSES</b>	<b>414,079</b>	<b>409,087</b>	<b>101.2%</b>
2.1. Operating expenses	413,815	408,636	101.3%
Goods and Services Expenses	91,315	100,295	91.0%
Taxes, fees and similar levies related expenses	40,112	37,558	106.8%
Personnel expenses, out of which:	158,964	162,418	97.9%
Salary related expenses:	145,172	146,675	99.0%
- salaries expenses	122,108	122,792	99.4%
- bonuses	23,064	23,883	96.6%
Other personnel expenses, out of which:	2,557	4,420	57.9%
- Severance payment expenses related to personnel layoffs	2,557	4,420	57.9%
Expenses related to management and audit bodies, BoD and GMS	5,063	5,066	99.9%
Expenses with contributions due by the Employer	6,172	6,257	98.6%



INDICATORS (thousand RON)	Achieved 9 months 2024	Budget 9 months 2024	Degree of achievement%
Other operating expenses	123,424	108,365	113.9%
2.2 Financial expenses	264	451	58.5%
<b>III. GROSS RESULT (profit/loss)</b>	<b>47,896</b>	<b>32,668</b>	<b>146.6%</b>
<b>COPRPORATE TAX</b>	<b>7,778</b>	<b>6,930</b>	<b>112.2%</b>
<b>ACCOUNTING PROFIT REMAINING AFTER THE DEDUCTION OF THE CORPORATE TAX</b>	<b>40,118</b>	<b>25,738</b>	<b>155.9%</b>
<b>INVESTMENT FINANCING SOURCES</b>	<b>51,850</b>	<b>50,812</b>	<b>102.0%</b>
<b>EXPENSES FOR INVESTMENTS</b>	<b>51,850</b>	<b>50,812</b>	<b>102.0%</b>
<b>SUBSTANTIATION DATA</b>			
No. of personnel	1,401	1,403	99.9%
Total average number of employees	1,396	1,409	99.1%
Outstanding payments	0	0	-
Overdue receivables	30	500	6.0%

Table 21– Implementation of the Revenues and Expenditure Budget 30.09.2024

### 3.3.6. Cash-flow

The Cash-flow Statement for the nine-month period ended September 30, 2024 is as follows:

(DIRECT METHOD)      thousand Ron

	Name of the Item	January - September 2024	January - September 2023
A	Net cash from operating activity	73,003	72,674
B	Net cash from investment activity	(14,199)	(39,086)
C	Net cash from financing activities	(60,442)	(61,743)
	<b>Net increase of the cash and cash equivalents=A+B+C=D2-D1</b>	<b>(1,638)</b>	<b>(28,155)</b>
D1	Cash and cash equivalents at the beginning of the period	107,742	127,673
D2	Cash and cash equivalents at the end of the period	106,104	99,518

Table 22 - Summary of the cash-flows for the nine months period ended September 30, 2024, as compared to September 30, 2023

The extended version of the Interim Statement of Cash Flows for the 9 months period ended September 30, 2024 is presented in Annex no.3.

The cash and cash equivalents on 30.09.2024 lowered by 1.5% (1.6 mRON) compared to December 31, 2023 (106,104 RON compared to 107,742 RON).

Out of the total availability in cash on 30.09.2024, the share related to the modernization quota is in amount of 34,349 thousand RON.

The effects of the three activity areas (operation, investment and financing) over the cash in the 9 months period of 2024 reveal the followings:

- the operating activity triggered a cash-flow in amount of 73,003 RON;
- the investments activity ended with a negative cash-flow in amount of 14,199 RON;
- the financing activity decreased the total cash flow by 60,442 RON.

The amount of the net cash flows from operating activity is similar to the one recorded in the same period as the previous year.

As compared to the previous year, the net cash from investment activity increased by 24.9 million RON. The increase was triggered by a decrease in the level of fixed assets payments compared to the level recorded in the same period of 2023.

The net cash from the financing activity registers negative amounts in both comparative periods, determined by the payment of dividends to shareholders and the amounts related to leasing.

### 3.3.7. Affiliated parties

Between 01.01.2024-30.09.2024, the Company performed the following significant transactions with affiliated parties:

#### Procurement from affiliated parties

Partner (thousand RON)	Unsettled amounts at December 31, 2023	Procurement Period 01.01.2024- 30.09.2024	Settlements between 01.01.2024 - 30.09.2024	Unsettled amounts at 30.09.2024
SPEEH HIDROELECTRICA S.A.	6,533	-	6,320	213

\*The amounts include VAT

Table 23 - Purchases from related parties

#### Guarantees granted to affiliated parties

Partner (thousand RON)	30.09.2024	31.12.2023
SPEEH HIDROELECTRICA S.A.	-	1,989
ELECTRICA FURNIZARE S.A.	282	277

\*The amounts include VAT

Table 24 - Prepayments and guarantees granted to the affiliated parties

### 3.4. Other aspects

#### 3.4.1. State of the lands not included in the share capital

Currently, all the lands owned by CONPET S.A. are registered in the Integrated Cadastre System and the Land Registry.

On 30.09.2024, Conpet has registered in the company's patrimony land with a surface of 733.472 Sq.m. with a fair amount of 29,999,240 Ron, held based on Land Ownership Certificates and sale-purchase contracts.

The company augmented its share capital only by a part of the land plots held under the land ownership certificates, not being included in the share capital lands in surface of 554,537.61 sq.m., (554.202 sq.m according to the latest land registry update documents), which are contained in 48 CADP. The Ownership certificates for these lands have been issued between 2001-2005 and the value evaluated at the time of issuing the certificates, established according to GD no. 834/1991 is of 26,708,233 RON. These lands have been recorded in the company's patrimony at the expense of equity. The fair value of these land plots on 31.12.2023, according to the report prepared by an ANEVAR authorized appraiser, amounts to 16,293,210 RON.

The Board of Directors has undertaken all steps in view of augmentation of the share capital by the value of land held based on the land ownership certificates.



The proposal to increase the capital value of this lands was included in the agenda of the General Meeting of Shareholders convened on 19.05.2016, 20.05.2016, 05.07.2016, 04.07.2019 and 05.07.2019, 10.03.2021, 11.03.2021, 20.09.2022 and 21.09.2022.

The EGMS did not debate the proposal to increase the share capital with the value of the land not included, since the attendance quorum required by law (85%) was not met during the meetings.

To date, the share capital has not been increased by the value of the not included land plots.

In 2023, has been adopted GEO no. 26/20 April 2023 for amending and supplementing Art. 12 of Law no. 137/2002 on some measures to accelerate privatization, which brought a new provision regarding the value by which the share capital is increased with the lands for which CADP was obtained in the sense that "the increase of the share capital provided for in para. (4<sup>1</sup>) with the contribution in kind of the state or of an administrative-territorial unit, as the case may be, representing the lands for which certificates attesting the ownership right have been obtained, shall be made at the fair value (our emphasis) determined no later than 90 days before the date of convening the extraordinary general meeting of shareholders for the approval of the share capital increase."

However, for the maintenance in force of the provisions of Article 6, Para. 3 of GD no. 834/1991, the issue of the value by which the share capital is augmented requires clarifications, which leads to delays in convening again the General Meeting of Shareholders in order to increase the share capital.

In order to clarify this issue, we addressed the Ministry of Energy, the guardianship authority, in order to indicate the criterion for determining the value of land, respectively the one regulated by Art. 6 of GD no. 834/1991 (by updating with the inflation index) or the one regulated by Art. 12 of Law no. 137/2002 (by fair value measurement), as amended by GD no. 26/2023.

Since no response was received, CONPET drew up and sent to the Ministry of Energy letter no. 37469/01.10.2024 through which he again requested clarifications regarding the procedure applicable to the increase of the share capital by the value of the lands for which land ownership certificates were obtained.

No reply has been received so far.

### 3.4.2. Litigations

The most important litigations in which the company is involved are presented below:

#### ***a) Litigations regarding the ownership of tangible assets of the company***

CONPET S.A. is not involved in trials regarding the claim of ownership of certain real estate.

#### ***b). Litigations related to the owners claims of the land transited by the Crude Oil National Transport System***

On 30.09.2024, CONPET S.A. had a number of 10 files before the courts in different procedural stages, having as subject the claims of the landowners related to the lack of use of the owned lands transited by the major pipelines that are part of the Crude Oil National Transport System. Out of these, we list a number of 7 cases that we consider to be important in terms of the amount of the applicants' claims and representative through the legal content of the applications (the rest of the cases outlining some of the types of legal proceedings listed below):

**1. Case File no. 3451/108/2016\*\*\* – High Court of Cassation and Justice– pending**

**Trial stage: Appeal – retrial – filtering mechanism**

**Subject matter:** Administrative Territorial Unit (Ro. UAT) ATU of Pecica town filed a request for a summons requesting:

Mainly:

- to compel the defendant CONPET S.A. to deviate the oil pipe which crosses a number of 22 land plots inside built-up area, for building households, in our property, with a total surface of 20,287 square meters.;
- order the defendant Conpet S.A. to pay the amount of EUR 65,000 representing the equivalent value of the house located in plot no. A141.7760 / 5/174, entered in the Land Book no. 306869 because it can no longer be capitalized by the subscriber.

In subsidiary:

- order the defendant Conpet S.A. upon payment of an annual rent, during the existence of the pipeline, as a result of the encumbrance of the areas shown above by the right of legal easement exercised by Conpet SA; NOTE: The annual rent has not been quantified.
- order the defendant Conpet S.A. to the granting of compensations for the period 31.10.2014 – 31.05.2016 as a result of the limitation of the attributes of the property right of the 22 urban land plots and of the decrease of the circulation value of the land on the real estate market due to the restrictions imposed by Order 196/2006 of NAMR on construction;
- order the defendant Conpet S.A. that every 3 years to adapt the amount of compensation to the value of circulation at that time of similar lands and the provisions of future orders of the N.A.M.R.;
- the setting by the court of the due date on which the compensations will be paid annually, following the non-payment at the due term to attract payment of the legal interest related to the amount received as compensation for the delay period;
- award the legal expenses incurred in the event of opposition.

**Mentions:** By the **Conclusion no. 40 / 26.01.2017**, the Arad Court rejects the request to show the right holder formulated by the defendant Conpet SA in contradiction with the claimant ATU of Pecica Town and with the respondents the Romanian State through the Ministry of Public Finance and the National Agency for Mineral Resources. The decision was appealed by Conpet (File no. 3451/108/2016 \* / a1 - Timisoara Court of Appeal. By the Decision no. 211/20.03.2017, Timișoara Court of Appeal rejected the appeal.

By the **Sentence no. 336 / 18.05.2017**, the Arad Court rejects the civil action filed by the claimant ATU of Pecica Town in contradiction with the defendant SC Conpet SA having as subject the obligation to act and claims. No legal expenses. The decision was appealed by the ATU Pecica Town.

By the **Decision no. 761 / 23.11.2017**, Timișoara Court of Appeal admits the appeal. It annuls the appealed sentence and sends the case for retrial to the Arad Court. Conpet filed an appeal. Through the Report of 07.06.2018, the High Court of Cassation and Justice found the inadmissibility of the Conpet appeal, the latter being promoted against a final decision, which does not fall within the hypothesis regulated by art. 483 para. 1 Code of Civil Procedure. The parties submitted a written opinion on the report. By the Conclusion of 10.10.2018, the HCCJ admits in principle the appeal declared by the appellant-defendant Conpet S.A.

By **Decision no. 615 / 22.03.2019**, the HCCJ admits the appeal declared by the appellant-defendant Conpet S.A., it quashes the appealed decision and sends the case to a new court of the same court of appeal.

By Decision **no. 306 / 07.06.2021**, Timisoara Court of Appeal rejects the appeal declared by the

appellant-claimant, the Administrative Territorial Unit of the City of Pecica.

The claimant, the Territorial Administrative Unit of the City of Pecica, filed for an appeal.

By Decision **641/15.03.2023**, the HCCJ admits the appeal. It dismisses the appealed decision and sends the case for a new trial to the same court.

By **Decision no. 621/13.12.2023** the Court of Appeal of Timișoara admits the appeal of the applicant Territorial Administrative Unit of the City of Pecica. It partially changes the appellant's sentence in the sense that it admits in part the request for summons made by the claimant the ADMINISTRATIVE TERRITORIAL UNIT OF THE CITY OF PECICA in opposition to the defendant CONPET S.A. and obliges the defendant to pay the amount of EUR 137,045.69 as compensation in favor of the claimant. It upholds the rest of the appealed sentence. It obliges the respondent to pay in favor of the appellant the amount of RON 17,579 as legal expenses. Conpet filed for an appeal.

**Trial Date:** --

## **2. File no. 5413/204/2017\*– Prahova Tribunal – pending trial**

### **Trial stage: Merits - retrial**

Dobrogeanu Dumitru and Dobrogeanu Păun Ioan filed a summons request asking the court to rule the obligation of CONPET SA to pay an annual annuity for the land plots occupied by the two pipelines for the transport of oil products (crude oil) starting 01.07.2014 and in the future, for the entire duration of the pipelines' existence, the obligation to pay the compensation for the losses incurred by not reaching certain economic objectives on the remaining area between the two pipelines after their restriction and the area along the national road DN1 (E60) and payment of legal expenses. The first end of the claim was estimated by the plaintiffs at the amount of 48,000 Euro/year (220,000 RON), and the second end at the amount of 25,000 RON/year.

**Clarifications:** By **Sentence No. 2446/28.08.2018** the Prahova Tribunal admits the exception of the lack of passive capacity to stand trial, invoked by the defendant NAMR. Rejects the request, contrary to this defendant, as formulated against a person without procedural standing. Accepts the res judicata exception. It dismisses the claim filed against the defendant Conpet SA, as there is res judicata authority. It finds that the defendants have not applied for legal expenses.

The judgement was appealed by Dobrogeanu Dumitru.

By **Decision No. 2804/11.11.2019** the Ploiești Court of Appeal rejects the appeal declared by the appellant Dobrogeanu Dumitru as unjustified. Grants the exception to the ineligibility of the cross-appeal. Rejects as inadmissible the appeal declared by the appellant Dobrogeanu Păun Ioan.

The judgement was appealed by Dobrogeanu Dumitru and Dobrogeanu Păun Ioan.

By **Decision No. 206/04.02.2021**, the High Court of Cassation and Justice rejects the appeal filed by the plaintiff Dobrogeanu Păun Ioan. Admits the appeal declared by the plaintiff Dobrogeanu Dumitru. Overturns the appealed decision and civil sentence No. 2446/28.08.2018 of the Prahova Tribunal and sends the case for retrial to the Prahova Tribunal.

**Trial date:** 12.12.2024

## **3. Case File No. 4395/270/2020 - Onești Court - pending resolution**

### **Procedural stage: Merits**

**Object:** Onești Municipality and the Local Council of Onești Municipality, Bacău County sued CONPET SA requesting the court:

"1. To compel the defendant at the conclusion of the agreement for the exercise of the right of legal easement over the lands with an area of 11,474.5 square meters, undercrossed and affected

by crude oil transport pipelines within the municipality of Onești, equivalent to the payment of an annual annuity, during the existence of the pipelines, to the local budget of Onești municipality, determined according to the principle of the least interference with the property right and calculated taking into account the circulation value of the affected real estate, established under the law, at the time of the impairment.

2. To compel the defendant to pay material damages, representing the consideration of the lack of use of land in the area of 11,474.5 square meters crossed and affected by crude oil transport pipelines within the radius of the municipality of Onești, established according to the Market Study approved by the Decision No. 199 of 29.11.2018 of the City Council, respectively according to the Updated Market Study approved by the City Council Decision No. 122 of 29.06.2020, calculated starting 2017 until the date of conclusion of the Convention for the exercise of the right of legal servitude on such land, to which are added delay increases, interest and late penalties in the amount provided by the Code of Fiscal Procedures applicable during this period.

3. The compelling of the respondent to pay the trial expenses incurred by this trial.”

**Trial date:** 28.01.2025

#### **4. Case File No. 1657/91/2020\* – Vrancea Tribunal – pending resolution**

##### **Trial stage: Merits**

**Parties:** Vasile Maria Ilaria - at S.C.P.A. Buruian, Caracaș and Associates - Plaintiff

Dragu Georgeta - at S.C.P.A. Buruian, Caracaș and Associates - Plaintiff

CONPET SA - defendant

The Romanian State - through the Ministry of Public Finances - Defendant

The National Agency for Mineral Resources - Defendant

**Object:** Through the summons, the plaintiffs Vasile Maria-Ilaria and Dragu Georgeta requested to the court:

A. Mainly, to compel the defendant to pay an annual annuity of 496.64 EUR for the pipeline protection area belonging to the defendant and passing through the private property of the undersigned, starting from the date of registration of this summons;

B. Mainly, to compel the defendant to pay an overall compensation of 508,080 EUR for affecting the attribute of the use of the asset according to its intended purpose, i.e. that the undersigned cannot build constructions on the privately owned building;

C. Mainly, order defendant to pay legal interest on the annual rent provided for in item A, starting from the date of registration of the present summons.

D. Mainly, to compel the defendant to pay legal interest for the global indemnification provided for in item B, starting from the date of registration of this summons.

E. In addition, we request you to compel the other two defendants to pay the amounts indicated in the preceding paragraphs.

CONPET SA filed a counterclaim in this case, requesting the court:

1. To compel the plaintiffs Vasile Maria – Ilaria, Dragu Georgeta and Dragu Maria to allow the company CONPET SA the exercise of the right of legal easement established by the provisions of Art. 7 et seq. of Law No. 238/2004 on the land owned by them, situated in Focșani city, Vrancea County. The exercise of the right of legal easement is to be done on a 2.4-meter-wide corridor located along the crude oil transport pipeline Ø 20 ” Bărăganu – Borzești/Rafo Onești, for the purpose of permanent access to the pipeline for the purpose of permanent access to the pipeline to check daily the pipeline condition and perform any accidental or planned repairs. The exercise of the right of easement is to be carried out throughout the existence of the pipeline located on

the claimants' land but not later than the date of termination of the oil concession agreement concluded by us, the undersigned CONPET SA, with the Romanian State.

**2.** To establish the amount of the annual annuity provided by law due by us, the undersigned CONPET SA, to the plaintiffs Vasile Maria - Ilaria, Dragu Georgeta and Dragu Maria in exchange for exercising the right of legal easement, annuity consisting in the equivalent value of the annual land use affected by the exercise of the legal easement.

**Trial date:** 19.11.2024

## **5. Case File No. 32294/299/2020 - Bucharest District 1 Courthouse - pending resolution**

### **Trial stage: Merits**

**Parties:** CONPET SA – defendant - counterclaimant

Bob Mihăiță - plaintiff-defendant

NAMR – defendant

**Object:** Bob Mihăiță files a summons requesting the court to order:

1. Compelling CONPET SA and NAMR to move the crude oil pipeline crossing the land owned by the plaintiff, located in Cernavodă, plot 1, parcel A6/2, Constanța County.
2. The establishment of the equivalent value of the lack of use, for a period of three years, prior to the formulation of the summons, amounting to 150,000 RON;
3. In addition, compelling CONPET SA to pay an annual rent for the use of the land owned by the plaintiff, from the date of filing the summons, in the amount of 5 Euro/sq m./year for the area of 14,645 square meters, land affected by the protection and safety area, during the existence of legal easement.
4. Payment of legal expenses.

CONPET SA filed a counterclaim requesting the court:

1. To compel the plaintiff to allow the company CONPET SA the exercise of the right of legal easement established by the provisions of Art. 7 et seq. of Law No. 238/2004 on the land owned by the plaintiff Bob Mihăiță located in Cernavodă, plot 1, parcel A6/2, Constanța County. The exercise of the right of legal easement is to be carried out on a 2.4 meter-wide-corridor located along each of the main crude oil transport pipelines that cross the plaintiff's land, namely the main crude oil transport pipeline F1 Ø 14¾ ", the main crude oil transport pipeline F2 Ø 20", and the crude oil transport pipeline 28 Constanța - Bărgăanu Ø 28", for the purpose of permanent access to the pipeline for the day-to-day inspection of the pipeline condition and for performing any repairs. The exercise of the right of legal easement is to be carried out throughout the existence of the pipelines located on the land of the plaintiff, but no later than the date of termination of the oil concession agreement concluded by us, the undersigned CONPET SA, with the Romanian state;

2. To establish the amount of the annual annuity provided by law due by us, the undersigned, to the plaintiff in exchange for exercising the right of legal easement.

CONPET SA filed an impleader of the Romanian State represented by the Ministry of Finances and NAMR.

CONPET SA filed a request of identifying the holder of the right in rem.

**Clarifications:** By the **Conclusion dated 06.08.2021**, the Bucharest District 1 Courthouse rejects the exception of the lateness of the request for impleader and of the request for showing the right holder, invoked by the National Agency for Mineral Resources, as unfounded. It rejects the exception of the lack of representative capacity of the National Agency for Mineral Resources, invoked ex officio, as unfounded. It rejects the request for an impleader from the Romanian State,



by the Ministry of Finance and the National Agency for Mineral Resources, as inadmissible in principle. It rejects the request to show the right holder of the Romanian State, through the Ministry of Finance and the National Agency for Mineral Resources, as inadmissible in principle. The conclusion can be appealed with the merits.

**Trial date:** 17.12.2024

## **6. Case File No. 2323/120/2018 – Ploiești Court of Appeal – pending resolution**

**Trial stage:** Appeal - retrial

**Parties:** CONPET SA – defendant – counterclaimant

Buzatu Florin – defendant – plaintiff

**Object:** Buzatu Florin files a summons request, requesting the court:

1. Compelling of the respondent CONPET SA to pay the claimant the amount of 150,000 EUR, payable at the BNR exchange rate on the day of the payment (amount to be reassessed upon completion of the expert real estate appraisal report to be carried out in probation, we shall resize and specify the value of the claims, corroborated with the appropriate adjustment of the stamp duty), representing the fair and equitable compensation for the damage suffered by restricting the possibility of exercising its land ownership right over the land area of 5,980 square meters located within the city limits of Slobozia Moară, Dâmbovița County, with the cadastral number 70618, registered with the land registry under 70618/UAT Slobozia Moară, Dâmbovița County, on which the underground gas pipelines and overground devices of the defendant are located, land that cannot be used for the purpose of constructing a building;
2. Compelling the respondent CONPET SA to pay a 1,000 EUR monthly indemnity payable at the exchange rate of the NBR on the payment day, starting with the date of the judgement, throughout the existence of the underground pipelines and overhead devices on the land owned by the plaintiff and to bear all the costs incurred by the plaintiff for the stages preceding the authorization of the construction;
3. In addition, requests the compelling of the defendant to remove all the constructions built on the plaintiff's property, namely the gas pipelines and the overground devices, to bring the land to its original state or to enable the plaintiff to perform the obligation to do so, at the sole expense of the respondent;
4. Compelling the defendant CONPET SA to pay the expenses of the judicial proceedings.

CONPET SA filed a counterclaim requesting the court to compel the plaintiffs to allow our company to exercise the right of legal easement established by the provisions of Art. 7 et seq. from Law No. 238/2004 and establishing the amount of the annual annuity provided for by law due by CONPET SA to the applicants in exchange for the exercise of the right of legal easement.

**Clarifications:** By **Sentence No. 602/10.03.2022** the Dâmbovița Tribunal rejects plea of lack of passive locus standi of the defendant plaintiff CONPET SA regarding the heads of claim for compensation and annuity, raised by them. It accepts the plea of lack of passive locus standi of the defendant plaintiff Conpet SA as regards the head of claim relating to the diversion of the oil pipeline, and, consequently, dismisses this head of claim in contradictory with the defendant plaintiff Conpet SA as having been brought against a person without passive locus standi. Partially admits the summons The court partially admits the counterclaim. Compels the defendant plaintiff to dismantle the construction without a permit (foundation) existing on the land belonging to him, under cadastral No. 70618, registered in the Land Registry No. 70618 of Slobozia Moară Territorial Administrative Unit, Dâmbovița County, identified according to the sketch drawn up in the topography specialty expert report dated 04.11.2019 (f. 300 vol. I). It establishes the amount

of the annual annuity owed by the plaintiff to the defendant plaintiff for exercising the legal easement right over the land with an area of 890 square meters related to the crude oil transport pipelines Ø 14¾" and Ø 12¾", identified according to the sketch drawn up in the topography specialty expert report dated 02.11.2019 (f. 357 vol. I), to the amount of 284.8 RON and compels the plaintiff defendant to pay to the defendant plaintiff starting from the date of the final stay of the present sentence. Dismisses the remainder of the summons and the counterclaim. Rejects the request to show the right holder made by the defendant-claimant in opposition to the Romanian State, through the Ministry of Public Finance and the National Agency for Mineral Resources. Orders the restitution to the plaintiff-defendant of the paid and unpaid stamp duty amounting to 1,143.4 RON. It compensates the costs within the limit of 1,172.7 RON and compels the plaintiff to pay to the defendant-plaintiff the uncompensated difference of 836 RON in court expenses. Buzatu Florin filed an appeal.

By **Decision No. 482/09.03.2023** the Ploiesti Court of Appeal rejects the appeal as unfounded. The judgement was appealed by the plaintiff.

By the **Conclusion of 11.04.2024**, the High Court of Cassation and Justice rejects the exception of the nullity of the appeal, invoked by the defendant-intervenor, the National Agency for Mineral Resources. Admits, in principle, the appeal filed by the repeated-plaintiff Buzatu Florin.

By **Decision No. 1161/28.05.2024** the High Court of Cassation and Justice rejects the appeal filed by the plaintiff-appellant Buzatu Florin. It invalidates the appealed decision and remands the case for retrial to the same court.

**Trial date:** 05.12.2024

## 7. Case File No. 1541/262/2023 – Moreni Court – pending resolution

### Stage - Merits

**Parties:** CONPET SA – defendant - counterclaimant  
Mapi Imobiliare SRL – defendant-plaintiff

**Object:** Compelling CONPET SA to pay an annual annuity as per Art. 7 of Law No. 238/2004 and compensations, including for the past starting from 20.01.2023.

CONPET SA filed a counterclaim requesting the court to:

1. Compelling the plaintiff Mapi Imobiliare SRL to allow the company CONPET SA the exercise of the right of legal easement established by the provisions of Art. 7 et seq. of Law No. 238/2004 on the land owned by them, situated in Ocnița commune, Ochiuri village, T91, P2/1, Dâmbovița County. The exercise of the right of legal easement is to be carried out on a 2.4-meter-wide corridor located along the main crude oil transport pipeline Ø 6 5/8" Ochiuri-Moreni for the purpose of permanent access to the pipeline for the day-to-day inspection of the pipeline condition and for performing any repairs. The exercise of the right of easement is to be carried out throughout the existence of the pipeline located on the claimant's land but not later than the date of termination of the oil concession agreement concluded by us, the undersigned CONPET SA, with the Romanian State.

2. Establishing the amount of the annual annuity provided by law due by us, the subscribed CONPET SA, to the claimant Mapi Imobiliare SRL, in exchange for exercising the right of legal easement starting from with the final judgement date in the present case, annuity consisting of the equivalent value of the annual use of the land under the exercise of easement.

At the same time, CONPET SA filed an impleader request against the Romanian State, represented by the Ministry of Public Finance and the National Agency for Mineral Resources, through which we requested the court to be compensated for the impleaders, which will answer

jointly and severally for any amounts we will be compelled to pay the plaintiff Mapi Imobiliare SRL if the summons filed by it will be admitted in whole or in part.

**Clarifications:** By **Sentence No. 885/22.10.2024** The Moreni Court rejects, as unfounded, the exception of the lack of passive procedural capacity of the defendant-plaintiff Conpet SA with regard to the heads of claim regarding compensation and annuity, invoked by him. Rejects, as unfounded, the exception of the inadmissibility of the summons request of the defendant-plaintiff Conpet S.A. with regard to the heads of claim regarding compensation and annuity, invoked by him. It rejects the request to call in the guarantee of the Romanian State represented by the Ministry of Public Finance and the National Agency for Mineral Resources. It rejects as unfounded the exception of the lack of passive capacity to stand trial, formulated by the National Agency for Mineral Resources. Admits the main claim in part. It rejects the counterclaim as unfounded. The decision can be appealed after communication.

**Trial date:** --

**c) Litigations related to the structure of the share capital**

CONPET S.A. has a litigation before the courts, namely:

**Case File no. 5212/105/2018 – Ploiești Court of Appeal – pending resolution**

**Trial stage: Appeal - retrial**

Fondul Proprietatea SA files a summons requesting the court:

1. To compel CONPET to pay the amount of 734,747.04 RON representing the net value of dividends related to a share of 6% of CONPET SA's share capital, namely for a number of 524,366 shares held by the claimant on the registration date of CONPET's OGMS, on 25.04.2007 (i.e. 14.05.2007), related to the financial year 2006.
2. To compel CONPET SA to pay compensation damages, namely the legal interest related to the dividends from the due date of the amount requested in item 1 and until the date of filing the summons (i.e. 09.11.2018) in the amount of 579,015.97 RON.
3. To compel CONPET SA to pay the legal interest related to the net value of the dividends, subsequently, from the date of filing the summons and until the actual payment of the requested amounts.
4. Compelling CONPET SA to pay the legal expenses of the present litigation.

**Clarifications:** CONPET SA has filed an impleader against the Romanian State through the Ministry of Finance and AAAS (Authority for State Assets Management).

By the **Conclusion of 25.06.2019** the Prahova Tribunal rejects as inadmissible the impleader of the Authority for State Assets Management, formulated by the defendant CONPET SA. An appeal was lodged by CONPET SA and the Romanian State, through the Ministry of Public Finance, against this decision of the Court. By the same Decision dated 25.06.2019, the court admitted in principle the impleader against the Romanian State through the Ministry of Public Finance, formulated by the defendant CONPET SA and dismissed as unfounded the exception of the lack of passive capacity to stand trial of the Romanian State through the Ministry of Public Finance. The appeal was registered with the Ploiești Court of Appeal under No. 5212/105/2018 / a2. By Judgement No. 515/05.11.2019 the Ploiești Court of Appeal admits the motion to dismiss by the Ministry of Public Finance. The court dismisses this appeal as inadmissible. The court rejects the motion to dismiss based on plaintiff's lack of interest and exception to the ineligibility of the claim by CONPET SA. Dismisses this appeal as unfounded. Final judgement.

By the **Conclusion of 20.09.2019**, the Prahova Tribunal suspends the trial of the case until the



appeals filed against the conclusion ruled on 25.06.2019 are settled. This conclusion remained final by lack of appeal.

By **Sentence No. 633/02.06.2021** the Prahova Tribunal dismisses as unfounded the exception of invoking the statute of limitation. It admits the action. Compels the defendant CONPET SA to pay to the claimant the amounts of 734,747.04 RON representing the value of dividends, 579,015.97 RON representing dividends for the period 26.10.2007 - 09.11.2018, and the legal interest related to the net value of the dividends from 09.11.2018 and until the actual payment of the main debit. Partially admits the warranty claim. It compels the impleaded Romanian State to pay to the defendant CONPET SA, the amount of 734,747.04 RON, representing the value of dividends, and the legal interest related to this amount starting 17.12.2018 and until the date of restitution to the defendant of the amount of 734,747.04 RON. The judgement was appealed by CONPET SA and the Romanian State through the Ministry of Public Finance.

By **Judgement No. 814/01.07.2021** the Prahova Tribunal admits the request for correction of the clerical error made by the claimant. It corrects the clerical error that went unnoticed into paragraph 3 of the operative part of sentence No. 633/02.06.2021 issued by the Prahova Tribunal, in the sense that it states: "It compels the defendant CONPET SA to pay the claimant the amounts of 734,747.04 RON representing the main debit, 579,015.97 RON, representing dividends for the period 26.10.2007-09.11.2018, and the legal interest related to the net value of the dividends as of 09.11.2018 and until the actual payment of the main debit." It admits the request to supplement the judgement made by the plaintiff. It orders the completion of the civil sentence No. 633/02.06.2021 in the sense that it also provides: Reduces the fee of the plaintiff's attorney to 70,000 RON. Compels the defendant CONPET SA to pay the claimant the following legal expenses: 20,347.63 RON representing judicial stamp duty, 4,300 RON expert fee, 8,481.87 RON expert fee, 70 RON lawyer's fee and 1,125 RON other expenses. Compels the impleader the Romanian State to pay the defendant CONPET SA legal expenses in the amount of 16,943 RON. The judgement was appealed by CONPET SA.

Conpet SA also filed a request to correct the clerical errors in the contents of sentence No. 633 of 02.06.2021 issued by the Prahova Tribunal in the case No. 5212/105/2018, device that was aimed at correcting the clerical error issued by the court by Sentence No. 81 of 01.07.2021. Through the Conclusion of Correction of the Clerical Civil Error, dated 12.09.2022, the Prahova Tribunal admits the request to correct the clerical errors of the disposition of the civil sentence No. 633/02.06.2021 and No. 814/01.07.2021, issued by the Prahova Tribunal, in case No. 5212/105/2018, filed by CONPET SA, against the plaintiff, Fondul Proprietatea SA, against the defendant CONPET SA, the Romanian State, through the Ministry of Public Finance. It corrects the clerical errors that went unnoticed in the content of sentences No. 633/02.06.2021 and No. 814/01.07.2021 issued by the Prahova Tribunal, in the sense that it shall state: Compels the defendant CONPET SA to pay to the plaintiff the amounts of 734,747.04 RON representing the value of dividends, 579,015.97 RON representing dividends for the period 26.10.2007 - 09.11.2018, and the legal interest related to the net value of the dividends from 09.11.2018 and until the actual payment of the main debit.

By **Judgement No. 245/08.12.2022** the Ploiești Court of Appeal upholds the exception to the ineligibility of the appeal invoked ex officio. Dismisses the appeal as unfounded. Final judgement.

By **Decision No. 109/29.03.2023** the Ploiești Court of Appeal admits the appeals. It changes the entire sentence. It accepts the exception to the statute of limitations and dismisses the claim as a result of the statute of limitations. Partially dismisses the warranty claim. Compels the plaintiff to pay the defendant 16,943 RON as legal expenses incurred at first court. Compels the

respondent-applicant to pay to the appellant-defendant 17,785 RON as expenses of the appeal proceedings.

Fondul Proprietatea SA filed an appeal.

On 14.02.2024, the High Court of Cassation and Justice basically admits the appeal declared by the appellant-plaintiff CONPET SA against the decision No. 109/29.03.2023, issued by the Ploiești Court of Appeal – Civil Division II. Establishes a trial date for the appeal.

By **Decision No. 860/17.04.2024** the High Court of Cassation and Justice admits the appeal, quashes the decision under appeal and refers the case to a new trial to the appeal court.

**Trial date:** 11.12.2024

#### ***d) Litigations brought before the administrative court***

CONPET SA has five litigations pending before courts, namely:

#### **1. Case File No. 5971/2/2022 – București Court of Appeal – pending resolution**

**Procedural stage: Merits**

**Parties:** OMV Petrom SA - plaintiff

NAMR – defendant

CONPET SA – defendant

**Object:** The court is requested that it include in its ruling:

1. Regarding Order 229/2021:

1.1 Partial annulment of Art. 1 of Order 229/2021 regarding the tariffs set out in Annex 1 and Annex 3 and, accordingly, of Annexes 1 and 3 of Order 229/2021; and, consequently

1.2 Compelling NAMR to issue a new order for the approval of transport tariffs through the National Transport System of crude oil, rich gas, condensate and ethane for 2022, which would include tariffs modified accordingly in terms of domestic tariffs (Annex 1) and import tariffs for refineries in the Ploiesti Basin (Annex 3), as a result of the recalculation of the tariffs included in Order No. 229/2021 in a transparent and non-discriminatory manner, in accordance with the constitutional provisions and those of primary and secondary petroleum and competition legislation, as set out in the present application for summons;

2. Regarding Order No. 53/2008, partial cancellation of Art. 3-8 of the Annex to Order No. 53/2008, as well as the obligation of NAMR upon issuing a new order to properly complete Order No. 53/2008, by reference to the following:

2.1. the method of determining in the Methodology of the operating cost lacking transparency and clarity, with regard to (i) its components, the structure of each of these elements, not specifically foreseen, together with (ii) the algorithm for calculating the operating cost by reference to these elements and (iii) by taking into account only those elements which constitute, by their nature, operating costs, so that these secondary normative provisions are aligned with the requirements of Art. 20 of the Petroleum Law;

2.2. the algorithm for determining the modernization quota which does not provide in a specific, clear and transparent manner (i) the actual percentage of the modernization rate, (ii) the basis on which it applies, (iii) the concrete investments for which the modernization quota will be paid by the beneficiaries of the transport system, (iv) how to manage the surplus amounts received as a modernization quota and not used by the end of the financial year, which have been collected for the investment purposes, by taking these amounts into account in the calculation of the modernization quota to be paid by the beneficiaries in the following year, by reference to the

investments envisaged therein and such amounts available for investments carried over from previous years, as well as (v) the management of bank interests received by the holder of the concession agreement as a result of the deposit of amounts received as a modernization quota and not used by the latter, for the purpose of using interest rates for the same purpose and taking into account these amounts in the calculation of the modernization quota that beneficiaries have to pay in the following year with this title, so that these secondary normative provisions are aligned with the requirements of Art. 20 of the Petroleum Law;

2.3. the algorithm which does not result in a specific and transparent manner (i) how to determine the level of the profit rate considered to be reasonable, or (ii) a profitability range whose lower and upper limits are established on the basis of comparative studies, by reference to the practice of other comparable European transport operators in this field, as well as (iii) specific requirements for transparent justification by CONPET SA of studies substantiating any increases in profitability considered in the setting of transport tariffs so that these secondary normative provisions are aligned with the requirements of Art. 20 of the Petroleum Law;

2.4. the tariff systems that are not currently focused on similar criteria and calculations for the two subsystems they regulate (i.e. the domestic and the import) that meet the requirements of ensuring equal treatment between the beneficiaries of the public transport service for the two types of subsystems, so that these secondary normative provisions are aligned with the requirements of art. 20 of the Petroleum Law;

2.5. the procedural elements ensuring in a clear, transparent and efficient manner the right of CONPET SA's clients to express their point of view on the proposed tariffs advanced for approval by CONPET SA, on the basis of specific documentation made available thereto, respectively to the requests for revision/update of the tariffs transmitted by CONPET SA to NAMR and the related documentation, as well as to receive a reasoned response from the NAMR on the points of view formulated whether they are not taken into account in whole or in part by the NAMR, in such a way that these secondary normative provisions are aligned with the requirements of Art. 20 of the Petroleum Law and the transparency requirements applicable to the adoption of normative acts in compliance with the general European and national principle of good governance.

3. Ordering the defendant to pay the legal expenses.

After the communication of the summons request, but before the first court term (17.01.2023) OMV PETROM amended the summons request regarding the first claim of the request asking the court to order:

1. Regarding Order No. 229/2021:

Partial annulment of Art. 1 of Order No. 229/2021 regarding the tariffs established by Annex 1 and Annex 3 and, accordingly, Annexes 1 and 3 of Order No. 229/2021, regarding the tariffs for the domestic and import subsystems, within the limits of the tariffs that will be established as legal as a result of their recalculation in a transparent and non-discriminatory manner, in accordance with the constitutional provisions and those of the primary and secondary petroleum and competition legislation, as they are submitted through this summons.

2. Regarding Order No. 53/2008, partial cancellation of Art. 3-8 of the Annex to Order No. 53/2008, as well as the compelling of NAMR upon issuing a new order to properly complete Order No. 53/2008, by reference to the following:

2.1. the method of determining in the Methodology the operating cost lacking transparency and clarity, with regard to (i) its components, the structure of each of these elements, not specifically foreseen, together with (ii) the algorithm for calculating the operating cost by reference to these elements and (iii) by taking into account only those elements which constitute, by their nature,

operating costs, so that these secondary normative provisions are aligned with the requirements of Art. 20 of the Petroleum Law;

2.2. the algorithm for determining the modernization quota which does not provide in a specific, clear and transparent manner (i) the actual percentage of the modernization rate, (ii) the basis on which it applies, (iii) the concrete investments for which the modernization quota will be paid by the beneficiaries of the transport system, (iv) how to manage the surplus amounts received as a modernization quota and not used by the end of the financial year, which have been collected for the investment purposes, by taking these amounts into account in the calculation of the modernization quota to be paid by the beneficiaries in the following year, by reference to the investments envisaged therein and such amounts available for investments carried over from previous years, as well as (v) the management of bank interests received by the holder of the concession agreement as a result of the deposit of amounts received as a modernization quota and not used by the latter, for the purpose of using interest rates for the same purpose and taking into account these amounts in the calculation of the modernization quota that beneficiaries have to pay in the following year with this title, so that these secondary normative provisions are aligned with the requirements of Art. 20 of the Petroleum Law;

2.3. the algorithm which does not result in a specific and transparent manner (i) how to determine the level of the profit rate considered to be reasonable, or (ii) a profitability range whose lower and upper limits are established on the basis of comparative studies, by reference to the practice of other comparable European transport operators in this field, as well as (iii) specific requirements for transparent justification by CONPET SA of studies substantiating any increases in profitability considered in the setting of transport tariffs so that these secondary normative provisions are aligned with the requirements of Art. 20 of the Petroleum Law;

2.4. the tariff systems that are not currently focused on similar criteria and calculations for the two subsystems they regulate (i.e. domestic and import) to meet the requirements of ensuring equal treatment among the beneficiaries of the public transport service for the two types of subsystems, so that these secondary normative provisions are aligned with the requirements of Art. 20 of the Petroleum Law;

2.5. the procedural elements ensuring in a clear, transparent and efficient manner the right of CONPET SA's clients to express their point of view on the proposed tariffs advanced for approval by CONPET SA, on the basis of specific documentation made available thereto, respectively to the requests for revision/update of the tariffs transmitted by CONPET SA to NAMR and the related documentation, as well as to receive a reasoned response from the NAMR or regarding the views expressed if they are not taken into account in whole or in part by NAMR, so that these secondary normative provisions are aligned with the requirements of Art. 20 of the Petroleum Law and the transparency requirements applicable to the adoption of normative acts in compliance with the general European and domestic principle of good governance.

3. Ordering the defendant to pay the legal expenses.

**Clarifications:** By **Sentence No. 898/28.05.2024** The Bucharest Court of Appeal dismisses as unfounded the exception of the plaintiff's lack of interest. Dismisses as unfounded the exception of the lack of passive legal standing of the defendant Conpet SA. Dismisses the summons, as amended, as unfounded. Dismisses as unfounded the plaintiff's request to compel the defendants to pay legal expenses. The judgement may be appealed after communication.

**Trial date:** --

## 2. Case File No. 7035/2/2022 – București Court of Appeal – pending resolution

**Procedural stage: Merits- Suspended**

**Parties:** OMV Petrom SA - plaintiff

NAMR – defendant

CONPET SA – defendant

**Object:** The court is requested it order through its judgement:

1. Partial annulment of Art. 3 of Addendum No. 2 regarding the tariffs on the domestic subsystem and the import subsystem charged for the transport services provided by Conpet and established by Order no. 229/2021, within the limit of the amount of tariffs that will be established as legal following the administrative litigation proceedings carried out by the Company regarding the tariffs with NAMR;

2. Partial annulment of Art. 1 and 4 of Addendum no. 2, 6 and 9, respectively of Art. 1 and 3 of Addenda 3, 4, 5, 7 and 8 by which the duration of the Transport Contract was extended for the period 01.01.2022 - 31.08.2022 with the application of the new tariffs approved by the Order No. 229/2021, within the limit of the amount of the tariffs that will be established as legal following the administrative litigation proceedings carried out by the Company regarding the tariffs with NAMR and, as a consequence,

3. Compel CONPET SA to pay to the Company, as compensation as a result of the partial cancellation of the Addenda, but also its illegal act of providing erroneous data that was the basis of the tariff development process by NAMR based on Order No. 229/2021 and then upon their payment by the Company based on the Addenda, of the amounts representing:

(i) the difference between the amount of the tariffs provided for in the Addendum No. 2 to the transport contract, concluded as a result of the new tariffs adopted by Order No. 229/2021, paid by the Company in the period 01.01.2022 – 31.08.2022 as a result of the extension of the contractual period through the Addenda and the amount of the tariffs that will be established as legal in the result of the administrative litigation proceedings carried out by the Company regarding them with NAMR, updated according to the inflation index, as well as the related legal interest calculated from the date of payment of the tariff difference;

(ii) the difference between the amount of tariffs paid by the Company for the transport of crude oil, through the domestic subsystem, from the Midia Terminal, and the amount of the tariffs set proportionally, by reference to the domestic and import tariffs depending on the subsystem actually used for the transport of marine crude oil, updated in correlation to the inflation index, as well as the related legal interest calculated from the date of payment of the tariff difference, for the following quantities transported from the Midia Terminal and for which the tariff for the domestic subsystem was illegally calculated and paid:

- 13,905 tons from Art. 2 letter a) from Addendum No. 4 for March 2022;
- 13,171 tons from Art. 2 letter a) from Addendum No. 5 for April 2022;
- 13,307 tons from Art. 2 letter a) from Addendum No. 6 for May 2022;
- 12,633 tons from Art. 2 letter a) from Addendum No. 7 for June 2022;
- 12,072 tons from Art. 2 letter a) from Addendum No. 8 for July 2022;
- 12,900 tons from Art. 2 letter a) from Addendum No. 9 for August 2022;

(iii) any other amounts representing natural fruits that Conpet acquired or could have acquired in connection with the amounts illegally charged from the Company based on the tariffs;

4. Obligation to pay the legal expenses.

The plaintiff OMV PETROM filed a request to change the heads of request No. 2 and 3 of the introductory action plea in the sense that, in addition to Addenda No. 2 – 9, the Company understands to contest through this action the last 4 additional documents on the basis of which



transport services were provided by CONPET SA, between September and December 2022, for the benefit of the company, as follows:

- Addendum No. 10/23.08.2022
- Addendum No. 11/22.09.2022
- Addendum No. 12/31.10.2022
- Addendum No. 13/22.11.2022

Therefore, considering the request to modify the preliminary action, the plaintiff OMV PETROM requests the court to order, through the judgement that will be handed down:

1. Partial annulment of Art. 3 of Addendum no. 2 regarding the tariffs on the domestic subsystem and the import subsystem charged for the transport services provided by Conpet and established by Order No. 229/2021, within the limit of the amount of tariffs that will be established as legal following the administrative litigation proceedings carried out by the Company regarding the tariffs with NAMR;

2. Partial annulment of Art. 1 and 4 of Addendum No. 2, 6, 9 and 12, respectively of Art. 1 and 3 of Addenda 3, 4, 5, 7, 8, 10, 11 and 13 by which the duration of the Transport Contract was extended for the period 01.01.2022 - 31.12.2022 with the application of the new tariffs approved by Order no. 229/2021, within the limit of the amount of the tariffs that will be established as legal following the administrative litigation proceedings carried out by the Company, regarding the tariffs with NAMR and consequently;

3. Compelling CONPET SA to pay the Company, as compensation as a result of the partial cancellation of the Addenda No. 2 - 13, but also as a consequence of its illegal act of providing erroneous data that was the basis of the tariff elaboration process by NAMR, based on Order No. 229/2021 and then upon their payment by the Company, based on the Addenda, of the amounts representing:

(i) the difference between the amount of the tariffs provided for in Addendum No. 2 to the transport contract, concluded as a result of the new tariffs adopted by Order No. 229/2021, paid by the Company in the period 01.01.2022 - 31.12.2022 as a result of the extension of the contractual period through the Addenda and the amount of the tariffs that will be established as legal following the administrative litigation proceedings carried out by the Company regarding them with the NAMR, updated according to the inflation index, as well as the related legal interest calculated from the date of payment of the tariff difference;

(ii) the difference between the amount of the tariffs paid by the Company for the transport of crude oil, through the domestic subsystem, from the Midia Terminal, and the amount of the tariffs established proportionally, by reference to the tariffs of domestic and import according to the subsystem actually used for the transport of marine crude oil, updated in depending on the inflation index, as well as the related legal interest calculated from the date of payment of the tariff difference, for the following quantities transported from the Midia Terminal and for which the tariff for the domestic subsystem was illegally calculated and paid:

- 13,905 tons from Art. 2 letter a) from Addendum No. 4 for March 2022;
- 13,171 tons from Art. 2 letter a) from Addendum No. 5 for April 2022;
- 13,307 tons from Art. 2 letter a) from Addendum No. 6 for May 2022;
- 12,633 tons from Art. 2 letter a) from Addendum No. 7 for June 2022;
- 12,072 tons from Art. 2 letter a) from Addendum No. 8 for July 2022;
- 12,900 tons from Art. 2 letter a) from Addendum No. 9 for August 2022;
- 12,213 tons from Art. 2 letter a) from Addendum No. 10 for September 2022;
- 12,411 tons from Art. 2 letter a) from Addendum No. 11 for October 2022;

-11,836 tons from Art. 2 letter a) from Addendum No. 12 for November 2022;

-12,048 tons from Art. 2 letter a) from Addendum No. 13 for December 2022;

(iii) any other amounts representing natural fruits that Conpet acquired or could have acquired in connection with the amounts illegally charged from the Company based on the tariffs;

4. Obligation to pay the legal expenses.

**Clarifications:** By the **Conclusion dated 24.05.2023**, the Bucharest Court of Appeal rejects the plaintiff's request for forfeiture to submit the request to amend the head of claims 2 and 3 of the summons request as unfounded. In addition, as per Art. 413 Para. (1), item 1 Code of Civil Procedure, orders the suspension of the trial of the case until the final resolution of the case that is the subject of Case file No. 5971/2/2022 of the Bucharest Court of Appeal, Division IX of Administrative and Fiscal Litigation. The right of appeal for the duration of the suspension.

**Trial date:** --

### **3. Case File No. 4988/2/2023 – Bucharest Court of Appeal – pending resolution**

#### **Procedural stage: Merits - Suspended**

**Parties:** OMV Petrom SA - plaintiff

NAMR – defendant

CONPET SA – defendant

**Object:** The court is requested that it include in its judgement:

1. Partial annulment of Art. 1 and Art. 3 of the Addenda No. 10, No. 11 and No. 13, respectively of Art. 1 and 4 of the Addendum No. 12, by which the duration of the transport contract was extended for the period 01.09.2022 - 31.12.2022 by the application of the new tariffs approved by the Order No. 229/2021, within the limit of the amount of the tariffs that will be established as legal following the administrative litigation proceedings carried out by the Company regarding tariffs with NAMR and, as a consequence,

2. Compelling CONPET to pay to the Company, as compensations as a result of the partial annulment of Addenda No. 10-13, but also of its illegal act of providing erroneous data that was the basis of the tariff development process by NAMR based on Order No. 229/2021 and then upon their payment by the Company based on the Addenda, of the amounts representing:

i. the difference between the amount of the tariffs provided for in Addendum No. 2 to the transport contract, concluded as a result of the new tariffs adopted by Order No. 229/2021, paid by the Company in the period 01.09.2022 - 31.12.2022, as a result of the extension of the contractual period through the Addenda No. 10-13 and the amount of the tariffs that will be established as legal following the administrative litigation proceedings carried out by the Company with NAMR, in respect thereof, updated as per the inflation index, as well as the related legal interest calculated from the date of payment of the tariff difference;

ii. the difference between the amount of tariffs paid by the Company for the transport of crude oil, through the domestic subsystem, from the Midia Terminal, and the amount of the tariffs set proportionally, by reference to the domestic and import tariffs depending on the subsystem actually used for the transport of marine crude oil, updated as per the inflation index, as well as the related legal interest calculated from the date of payment of the tariff difference, for the following quantities transported from the Midia Terminal and for which the tariff for the domestic subsystem was illegally calculated and paid:

-12,213 tons from Art. 2 letter a) from Addendum No. 10 for September 2022;

-12,411 tons from Art. 2 letter a) from Addendum No. 11 for October 2022;

-11,836 tons from Art. 2 letter a) from Addendum No. 12 for November 2022;



-12,048 tons from Art. 2 letter a) from Addendum No. 13 for December 2022;

iii. any other amounts representing civil fruits that CONPET SA acquired or could have acquired in connection with the amounts illegally charged from the Company, based on the tariffs;

3. Compelling the defendants to pay the legal expenses.

**Clarifications:** At the trial date of 15.11.2023, the Bucharest Court of Appeal orders the suspension of the trial of this case until the final resolution of the case that is the subject matter of the Case File No. 7035/2/2022 of the Bucharest Court of Appeal. With the right to appeal for the entire duration of the suspension.

**Trial date:** --

#### **4. Case File No. 5559/2/2023 – Bucharest Court of Appeal - Suspended**

**Procedural stage:** Merits

**Parties:** OMV Petrom SA - plaintiff

NAMR – defendant

CONPET SA - defendant

**Object:** The court is requested that it include in its judgement:

1. Partial annulment of Art. 1 of Order No. 364/2022 regarding the tariffs established in Annex 1 and Annex 3 and, accordingly, Annexes 1 and 3 of Order No. 364/2022, regarding the tariffs for the domestic subsystem and the import subsystem, within the amount of the tariffs that will be established as legal as a result of their recalculation in a transparent and non-discriminatory manner, in accordance with the constitutional provisions and those of the primary and secondary oil and competition legislation, as they are exposed through the present summons;

2. Compelling the defendants to pay the legal expenses.

**Clarifications:** By the Conclusion dated 18.04.2024 the Bucharest Court of Appeal dismisses the joinder exception as unfounded. As per Art. 413 Para. 1, Item 1 of the Code of Civil Procedure suspends the trial of the case until the final resolution of the case until the final settlement of the file registered on the docket of the Bucharest Court of Appeal, Section IX of administrative and fiscal litigation under No. 5971/2/2022. Can be appealed throughout the suspension.

**Trial date:** --

#### **5. Case File No. 8213/2/2023 - Bucharest Tribunal**

**Procedural stage:** Merits

**Parties:** OMV Petrom SA - plaintiff

CONPET SA - defendant

NAMR – defendant

**Object:** The court is requested that it include in its judgement:

1. Partial annulment of Art. 1 and Art. 3 of Addendum No. 14, Art. 1 and 4 of Addenda No. 15, 16, and 17, namely Art. 1 and 5 of Addendum No. 18, by which the duration of the Transport Contract was sequentially extended for the period 01.01.2023 - 31.12.2023, with the application of the new tariffs mentioned in Notification No. 811/06.01.2023 sent by Conpet, regarding the modification of transport tariffs through the National System for the Transport of crude oil, rich gas, condensate and ethane ("SNT") starting January 1, 2023, based on Order No. 364/2022 (Annex 4), within the limit of the amount of the tariffs that will be established as legal following the administration of evidence from this case;

2. Partial annulment of Art. 2 of Addenda No. 14-18 to:

i. elimination of the 5,417-ton quantity mentioned in the content of Art. 2 letter a) of Addendum

No. 14 for the period January 01-15, 2023 that were transported from the Midia Terminal from the quantities transported through the domestic subsystem and the inclusion of the first quantities in those in item b) of the same article regarding the quantities transported through the import subsystem;

ii. elimination of the 15,061-ton quantity from Art. 2 letter a) of Addendum No. 15 for the period January 16 - February 28, 2023, transported from the Midia Terminal from the quantities transported through the domestic subsystem and the inclusion of the first quantities in those in item b) of the same article regarding the quantities transported through the import subsystem;

ii. elimination of the 40,859-ton quantity from Art. 2 letter a) of Addendum No. 16 for the period March 01 - June 30, 2023, transported from the Midia Terminal from the quantities transported through the domestic subsystem and the inclusion of the first quantities in those in item b) of the same article regarding the quantities transported through the import subsystem;

iv. elimination of the 28,811-ton quantity mentioned in the content of Art. 2 letter a) of Addendum No. 17 for the period July 01 - September 30, 2023, transported from the Midia Terminal from the quantities transported through the domestic subsystem and the inclusion of the first quantities in those in item b) of the same article regarding the quantities transported through the import subsystem;

v. elimination of the 28,898-ton quantities mentioned in the content of Art. 2 letter a) of Addendum No. 18 for the period October 01 - December 31, 2023, transported from the Midia Terminal from the quantities transported through the domestic subsystem and the inclusion of the first quantities in those in item b) from the same article regarding the quantities transported through the import subsystem;

3. Compelling Conpet to pay the Company, by way of compensation - as a result of the partial cancellation of the Addenda, but also because of its illegal act of providing erroneous data that were the basis of the tariff development process by NAMR, based on Order No. 364/2022 and then upon their payment by the Company, based on the Addenda, of the amounts representing: (i) the difference between the amount of the tariffs provided for in Addenda No. 14 - 18 to the Transport Contract, concluded as a result of the new tariffs adopted by Order No. 364/2022, paid by the Company in the period 01.01.2023 - 31.12.2023, and the amount of the tariffs that will be established as legal following the administrative litigation proceedings carried out by the Company with NAMR, in respect thereof, updated as per the inflation index, as well as the related legal interest calculated from the date of payment of the tariff difference;

ii. the difference between the amount of tariffs paid by the Company for the transport of crude oil, through the domestic subsystem, from the Midia Terminal, and the amount of the tariffs set proportionally, by reference to the domestic and import tariffs depending on the subsystem actually used for the transport of marine crude oil, updated as per the inflation index, as well as the related legal interest calculated from the date of payment of the tariff difference, for the following quantities transported from the Midia Terminal and for which the tariff for the domestic subsystem was illegally calculated and paid:

- 5,417 tons from Art. 2 letter a) from Addendum No. 14 for the period January 01 - 15, 2023;

- 15,061 tons from Art. 2 letter a) from Addendum No. 15 for the period January 16 - February 28, 2023;

- 40,859 tons from Art. 2 letter a) from Addendum No. 16 for the period March 01 - June 30, 2023;

- 28,811 tons from Art. 2 letter a) from Addendum No. 17 for the period July 01 - September 30, 2023;

- 28,898 tons from Art. 2 letter a) from Addendum No. 18 for the period October 01 - December 31, 2023;

iii. any other amounts representing civil fruits that Conpet acquired or could have acquired in connection with the amounts illegally charged from the Company based on the tariffs;

4. Compelling the defendants to pay the legal expenses.

**Clarifications:** By judgement No. 775/26.04.2024 admits the motion to dismiss for lack of jurisdiction. It declines the jurisdiction to resolve the case in favor of the Bucharest Court, Administrative and Fiscal Litigation Division.

By **Decision No. 6402/01.10.2024** The Bucharest Tribunal accepts the motion to dismiss on the grounds of lack of competence. It declines jurisdiction in favor of the Bucharest Court of Appeal. It finds that there is a negative conflict of jurisdiction. It forwards the case file to the High Court of Cassation and Justice for the resolution of the negative conflict of jurisdiction. Final.

**Trial date:** --

## **6. Case File No. 5071/2/2024 - Bucharest Court of Appeal - pending resolution**

**Procedural stage:** Merits

**Parties:** OMV Petrom S.A. - plaintiff

NATIONAL REGULATORY AGENCY IN THE MINING, OIL AND GEOLOGICAL STORAGE OF CARBON DIOXIDE – (Ro. ANRDMPSGDC) – defendant

CONPET SA – defendant

**Object:** The court is requested it order through its judgement:

1. Partial annulment of Art. 1 of Order No. 340/2023 regarding the tariffs established in Annex 1 and Annex 3 and, accordingly, Annexes 1 and 3 of Order No. 340/2023, regarding the tariffs for the DOMESTIC subsystem and the IMPORT subsystem, within the limit of the amount of tariffs that will be established as legal as a result of their recalculation in a transparent and non-discriminatory manner, in accordance with the constitutional provisions and those of the primary and secondary petroleum and competition legislation, as set out in the present application for summons;

2. Ordering the defendants to pay the legal expenses.

**Trial date:** 15.11.2024

## **3.5. Analysis of the Corporate Activity**

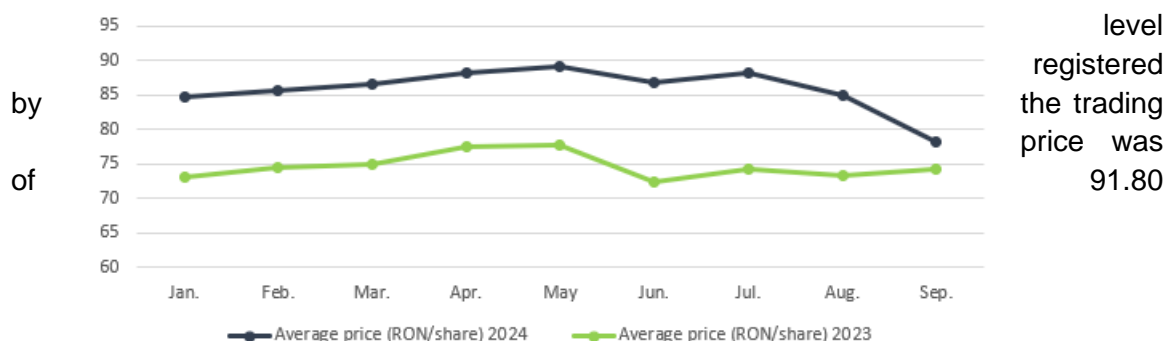
### **3.5.1. Capital Market Business**

The shares issued by CONPET S.A. are traded on the regulated market administered by the Bucharest Stock Exchange, on the Principal segment, at Equity sector - category Premium, under "COTE" symbol.

On 30.09.2024, the trading price of CONPET shares recorded a decrease by 5.4% compared to the closing price of the last trading day of the previous year.

In summary, the transactions recorded with CONPET shares on the Bucharest Stock Exchange during January - September 2024 are as follows:

- ✓ 10,580 transactions have been performed, 4.7% lower YoY (11,102 transactions). The total volume of shares traded amounted to 418,264 shares, 18.2% higher than the volume recorded during January - September 2023 (353,830 shares);
- ✓ the total value of trades amounted to 35,610,946 RON, by 34.1% higher than the value recorded in the same period of 2023 (26,548,817 RON);
- ✓ the average trading price was of 85.80 RON/share, higher by 11.1 RON/share versus the average price of the shares registered during the same period of 2023 (74.70 RON/share);
- ✓ the



RON/share and has been reached in the second half of May;

- ✓ the Market capitalization at the end of 2024 Q3 was 670,092,997 RON, higher by 1.3% as compared to the value recorded at the end of the same period of 2023 (661,435,139 RON). At the end of September, the company CONPET S.A. ranked 34 in terms of capitalization.

The main trading indices during January – September 2024 for the shares issued by CONPET S.A. are presented in the following table:

Indices Month	Average price (RON/share)	No. of trades	No. of traded shares	Value of trades (RON)
January	84.80	1,317	73,171	6,198,709
February	85.61	847	32,369	2,770,489
March	86.47	976	54,453	4,711,809
April	88.15	846	30,802	2,712,023
May	89.21	1,436	72,632	6,461,889
June	86.89	1,244	49,723	4,327,811
July	88.09	750	17,692	1,556,471
August	84.88	927	19,083	1,610,327
September	78.11	2,237	68,339	5,261,417
<b>Cumulated</b>	<b>85.80</b>	<b>10,580</b>	<b>418,264</b>	<b>35,610,946</b>

Table 25 - Main trading indices

The evolution of the average trading price of CONPET S.A. shares, during January – September 2024, is the following:

Chart 13 - Evolution of the average trading price of the shares

Within the first 9 months of 2024, the average trading price of CONPET shares was over the values recorded within the same period of the previous year.

Currently, the company CONPET S.A. is included in 6 out of the total of 11 stock indices of the Bucharest Stock Exchange, respectively BET-TR, BET-XT, BET-XT-TR, BET-BK, BET-NG and BET Plus, as well as MSCI Frontier IMI and MSCI Romania IMI (Investable Market Indices).

Chart 14 - Evolution of COTE share vs. BET index (rebased) (RON)

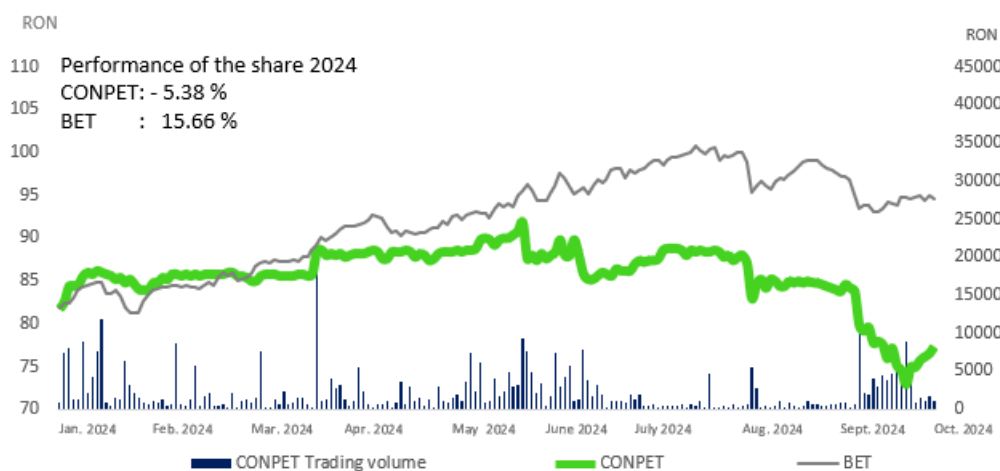


Chart 15 - Evolution of COTE share vs. BET index (rebased)

Own

shares,



### issuance of bonds or other debt instruments

CONPET S.A. did not perform transactions having as scope the purchase of own shares and does not hold own shares on September 30, 2024.

CONPET S.A. has not issued bonds or other debt securities.

### Dividends

CONPET S.A. continued its dividend policy, the gross dividend per share being of 6.79 RON.

The dividend yield recorded at the date of dividend approval was 7.75%.

The Ordinary General Meeting of Shareholders dated 25.04.2024 approved the distribution in the form of dividends of the amount of 57,891,137 RON from the net profit and of the amount of 862,397 RON from the retained earnings.

Dividends distribution ratio from the net profit of the financial year 2023 was 94%.

The date of payment set by the OGMS was 17.06.2024.

The evolution of the gross dividend per share in the financial years within the last 5 years is the following:

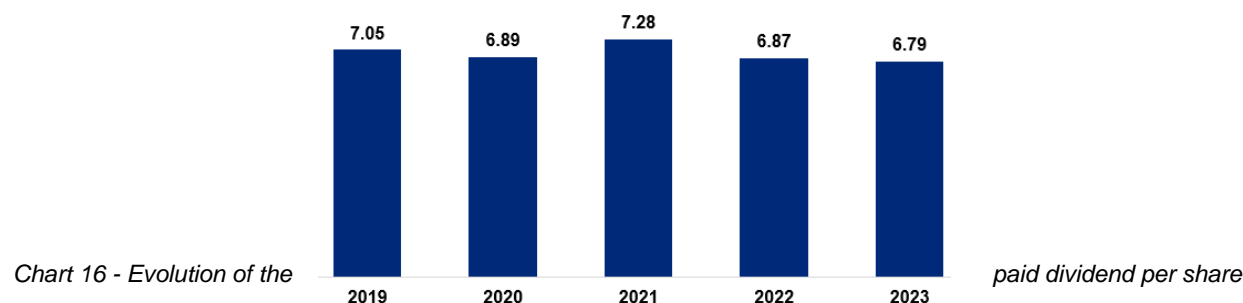


Chart 16 - Evolution of the

paid dividend per share

During 2019-2023, the company CONPET S.A. also distributed, apart from the dividends allocated from the profit, additional amounts representing retained earnings.

### 3.5.2. Management of the company

#### The Board of Directors

The Company is administered by a Board of Directors made of 7 administrators.

By the OGMS Resolution no. 4/18.08.2023, following the completion of the selection procedure of the company's administrators, carried out according to GEO no. 109/2011, the OGMS approved the election of the members of the Board of Directors of CONPET S.A., with a mandate of 4 years, respectively for a period starting 22.08.2023 and until 21.08.2027 (inclusive of).

Therefore, the constituency of the Board of Directors is the following:

- **Cristian - Florin Gheorghe - chairman of the BoD;**
- **Florin - Daniel Gavrila – BoD member;**
- **Nicușor - Marian Buică - BoD member;**
- **Luminița - Doina Kohalmi – Szabo – BoD member;**
- **Oana - Cristina Tănăsica – BoD member;**
- **Andrei - Mihai Zaman - BoD member;**
- **Alin - Mihael Dănilă - BoD member.**

By BoD Decision no. 22/18.08.2023, Mr. Gheorghe Cristian - Florin was appointed in the capacity of Chairman of CONPET S.A. Board of Directors, starting 22.08.2023 and until 21.08.2027 (inclusive of).

The Chairman of the Board of Directors was elected and appointed by the members of the Board of Directors, according to the provisions of Art. 140<sup>^1</sup> paragraph (1) of the Companies' Law no. 31/1990, republished, subsequently amended and supplemented and the provisions of Art. 19 para.(3) of the Articles of Incorporation of the company.

The structure of the Board of Directors is diverse, the administrators having different professions (engineers, lawyers, economists with professional experience in the field of energy, banking, investment and consultancy).

The C.V.'s of the members of the Board of Directors of CONPET S.A. are available on the company's website <https://www.conpet.ro/en/corporate-governance/board-of-directors/>.

The shareholders do not own shares in CONPET S.A.

The Articles of Incorporation of CONPET S.A. sets out the attributions, responsibilities and competencies of the Board of Directors.

The Board of Directors performs its business based on the Rules of the Organization and Functioning set under the provisions of Law no.31/1990, republished, subsequent amendments and completions and with the Articles of Incorporation of CONPET S.A.

The terms of reference of the Board of Directors may be consulted at the web page:

<https://www.conpet.ro/wp-content/uploads/2015/11/Rules-on-the-Organization-and-Functioning-of-the-BoD.pdf>

### The Executive Management

Between 01.01.2024 - 30.09.2024, the executive management had the following composition:

#### Directors with contract of mandate

Position	Name and Surname	Observations
Director General	Eng. TUDORA Dorin	4-year mandate contract, starting 20.10.2023 until 19.10.2027 (inclusive of), according to BoD Decision no. 31/19.10.2023. (Art.1, Letter a).



Position	Name and Surname	Observations
Deputy Director General	Jurist DUMITRACHE Mihaela – Anamaria	4-year mandate contract, starting 20.10.2023 until 19.10.2027 (inclusive of), according to BoD Decision no. 31/19.10.2023. (Art.1, Letter b).
Deputy Director General 3	Eng. NECȘULESCU Radu Florentin	Mandate contract starting 15.01.2024 until 19.10.2027 (inclusive of), according to BoD Decision no. 1/12.01.2024. (Art.1, Letter a)
Economic Director	Econ. TOADER Sanda	4-year mandate contract, starting 20.10.2023 until 19.10.2027 (inclusive of), according to BoD Decision no. 31/19.10.2023. (Art.1, Letter c).

#### Directors, Heads of Units, Chief Engineer:

Position	Name and Surname
Deputy Director General 2	Jurist LUPEA Ioana Mădălina As per Decision of Director General no. 619/06.11.2023 has been appointed in the position of Deputy Director General 2 for definite period, starting 07.11.2023, until the termination of the mandate contract of the Director General no. 37110/19.10.2023, but no later than 06.11.2026 (inclusive of).
Head of Transport Operations Unit	Eng. STOICA Narcis Florin
Head of Maintenance Development Unit	Eng. BUZATU Dan
Head of Communication and Corporate Governance Unit	PATRICHİ Bianca Maria
Head of the HSE Unit	Eng. MARUSSI Mădălina Mihaela
Head of Commercial Unit	Jurist MANOLACHE Dan
Development-Maintenance Chief Engineer	Eng. CÎRLAN Florentina – Anca

### 3.5.3. Activity regarding the sponsorship concluded in the first 9 months 2024

The sponsorship activity was performed in compliance with the annual Revenues and Expenditure Budget, falling within the sponsorship expenses broken down by areas of interest.

The sponsorship policy of the company supports both traditional projects, those that have an important and lasting impact on the community, as well as requests for smaller scale, which promote, through ideas and actions, individual performance.

In 2024, the company sponsored the realization of major projects in the medical and health field. Thus, sponsorships were granted for: The County Emergency Hospital “Dr. Constantin Andreoiu” Ploiesti for the equipment of the operating room of the B.M.F.Surgical Department with high performance equipment; Floresti Phtisiology Hospital for the continuation of the medical equipment endowment of the new Physical Medicine and Rehabilitation Respiratory department within the hospital. At the same time, we supported the realization of the project „The joy of healing” dedicated to oncological patients in treatment or in evidence and post-therapy monitoring.

We also continued to support education in Romania, by sponsoring new or traditional projects, such as performance school activities (Lego Academy Robotics Workshop), the organization in

Bucharest of the fourth edition of the Forum of Romanian Students from all over the world, cultural-educational competitions (National Story Contest with a historical theme).

The company CONPET supported the sports activity this year as well, for the benefit of children and young people from Prahova County and maintained the sponsorship of a prestigious Prahova cultural institution, the Ploiesti Philharmonic.

For 2024, in the Revenues and Expenditure Budget of CONPET S.A. were provided sponsorship expenses amounting to **800 thousand RON**.

Between January - September 2024, within the Board of Directors meetings of CONPET S.A. were approved and concluded sponsorship contracts amounting to **486 thousand RON**, as follows:

- 189 thousand Ron - "Education, schooling and sports";
- 200 thousand Ron - "Medical care and health"
- 97 thousand Ron - "Other actions and activities".

### **3.5.4. The impact of the conflict between Russia - Ukraine on the Company CONPET S.A.'s Business**

On short term, the company's activity is not affected and there are no indicators showing the depreciation of the assets following the effects of Russia's invasion in Ukraine. The medium and long-term impact of this conflict and the sanctions imposed on Russia cannot be predicted at this time with sufficient accuracy. Considering that the Company has an activity somehow dependent on the area affected by sanctions (particularly Russia), in what concerns the sales, we reckon that the Company has the capacity and ability to continue its activity in the foreseeable future, so that it be as less affected as possible.

## **4. RELEVANT CORPORATE EVENTS IN THE FIRST 9 MONTHS 2024**

### **February 28<sup>th</sup>, 2024**

The Ordinary General Meeting of Shareholders approved the Investment Program and the Revenues and Expenditure Budget for 2024.

### **April 25<sup>th</sup>, 2024**

The Ordinary General Meeting of Shareholders approved the Annual Financial Statements on the date and for the financial year ended on 31.12.2023. In the same meeting, the OGMS approved the distribution of the net profit for the financial year 2023 and of some amounts of the retained earnings.

## **5. PRESENTATION OF THE INTERIM FINANCIAL STATEMENTS**

The interim financial statements on 30.09.2024 and for the 9 months period ended on 30.09.2024 were prepared in compliance with IAS 34 - Interim Financial Reporting.

The interim financial statements do not include all information and elements published in the annual financial statements and must be read together with the annual financial statements, prepared on December 31, 2023.

The simplified interim financial statements at the date and for the nine months period ended

September 30, 2024, included in this report, have not been audited.

### **Accounting Policies**

The accounting policies and the evaluation methods adopted in view of preparing the interim financial statements are the same with those used at the preparation of the financial statements concluded on December 31, 2023.

### **Annexes:**

Annex no.1 Interim statement of the financial standing on September 30, 2024;

Annex no. 2 Interim Statement of the profit and loss and other global result elements for the 9 months period ended on September 30, 2024;

Annex no. 3 Interim cash-flow statement for the 9 months period ended September 30, 2024;

Annex no. 4 Statement of the contracts for the procurement of works and products with values higher than 500,000 EURO, concluded between 01.01.2024 - 30.09.2024;

Annex no. 5 Statement of services procurement contracts with values higher than 100.000 Euro, concluded between 01.01.2024 - 30.09.2024.

**Chairman of the Board of Directors**  
**CONPET S.A.**  
**Gheorghe Cristian - Florin**

**Director General**  
**Eng. TUDORA Dorin**

**Deputy Director General**  
**Jurist Dumitrache Mihaela - Anamaria**

**Deputy Director General 3**  
**Eng. Necşulescu Radu**

**Economic Director**  
**Econ. TOADER Sanda**

## Annex no. 1

## INTERIM STATEMENT OF THE FINANCIAL STANDING ON SEPTEMBER 30, 2024

Name	September 30, 2024 (RON)	December 31, 2023 (RON)
Tangible assets	665,947,848	670,831,075
Intangible assets	3,660,796	5,559,573
Financial Assets	535,374	2,522,803
Deferred corporate tax receivables	1,011,139	-
<b>Total non-current assets</b>	<b>671,155,157</b>	<b>678,913,451</b>
Inventories	6,523,626	6,519,564
Trade receivables and other receivables	54,869,822	52,981,332
Cash and cash equivalents	106,104,214	107,742,173
Prepaid expenses	1,178,251	697,600
<b>Total current assets</b>	<b>168,675,913</b>	<b>167,940,669</b>
<b>TOTAL ASSETS</b>	<b>839,831,070</b>	<b>846,854,120</b>
Subscribed and paid-up share capital	28,569,842	28,569,842
Legal reserves	5,713,968	5,713,968
Revaluation reserves	44,911,304	49,838,300
Other reserves	552,816,508	547,585,477
Retained earnings	44,760,806	36,970,805
Result of the year	40,118,412	61,616,539
<b>Total equity</b>	<b>716,890,840</b>	<b>730,294,931</b>
Debts to employees	28,740,103	25,764,827
Other long-term liabilities	2,613,269	2,792,606
Deferred Tax Liabilities	-	901,503
<b>Total long-term liabilities</b>	<b>31,353,372</b>	<b>29,458,936</b>
Trade liabilities	28,420,642	33,091,805
Current corporate tax	3,477,653	1,807,695
Other liabilities	33,799,302	28,764,158
Debts to employees	14,132,816	14,143,449
Short-term provisions	11,756,445	9,293,146
<b>Total current liabilities</b>	<b>91,586,858</b>	<b>87,100,253</b>
<b>Total liabilities</b>	<b>122,940,230</b>	<b>116,559,189</b>
<b>TOTAL EQUITIES AND LIABILITIES</b>	<b>839,831,070</b>	<b>846,854,120</b>

## Annex no. 2

**INTERIM STATEMENT OF PROFIT AND LOSS AND OTHER ELEMENTS OF THE GLOBAL  
RESULT FOR THE NINE MONTHS PERIOD ENDED SEPTEMBER 30, 2024**

Name	September 30, 2024 (RON)	September 30, 2023 (RON)
Revenues from contracts	401,772,459	365,395,353
Earnings from disposal of assets	-	612,108
Other revenues	55,353,476	38,660,511
<b>Total operating revenues</b>	<b>457,125,935</b>	<b>404,667,972</b>
Inventories Expenses	4,126,580	4,955,674
Expenses with energy and water	15,261,247	13,139,882
Personnel expenses	158,964,048	146,510,727
Value adjustments of fixed assets, less adjustments related to rights of use resulted from leasing contracts	59,019,201	46,976,550
Value adjustments on rights of use resulted from leasing contracts	1,603,768	1,534,897
Value adjustments of current assets	7,692,569	(137,652)
Expenses with external services	107,348,001	91,730,086
Loss from disposal of assets	68,509	-
Provision adjustments	5,323,619	(384,152)
Other expenses	54,407,798	46,792,683
<b>Total Operating Expenses</b>	<b>413,815,340</b>	<b>351,118,695</b>
<b>Operating Profit</b>	<b>43,310,595</b>	<b>53,549,277</b>
<b>Financial Revenues</b>	<b>4,848,855</b>	<b>5,157,625</b>
Interest expenses related to leasing contracts	183,980	142,160
Other financial expenses	79,375	69,488
<b>Financial Expenses</b>	<b>263,355</b>	<b>211,648</b>
<b>Financial profit</b>	<b>4,585,500</b>	<b>4,945,977</b>
<b>Profit before corporate tax</b>	<b>47,896,095</b>	<b>58,495,254</b>
Expenses with current corporate tax	9,690,325	8,667,887
Expenses with (revenues coming from) deferred corporate tax	(1,912,642)	29,368
<b>PROFIT OF THE PERIOD</b>	<b>40,118,412</b>	<b>49,797,999</b>
Net increase of the modernization quota reserve	5,231,031	7,175,119
<b>Total other global result elements that will be subsequently reclassified as profit or loss</b>	<b>5,231,031</b>	<b>7,175,119</b>
<b>TOTAL OTHER ELEMENTS OF THE GLOBAL RESULT</b>	<b>5,231,031</b>	<b>7,175,119</b>
<b>TOTAL GLOBAL RESULT</b>	<b>45,349,443</b>	<b>56,973,118</b>
<b>Result per share</b>	<b>4.63</b>	<b>5.75</b>

## Annex no. 3

**INTERIM CASH-FLOW STATEMENT FOR THE NINE MONTHS PERIOD ENDED  
SEPTEMBER 30, 2024**

	Name of the Item	9 months 2024 (RON)	9 months 2023 (RON)
	<b><i>Cash flows from operating activities:</i></b>		
+	Proceeds from services supply	427,130,143	391,643,472
+	Proceeds from interests related to banking placements	4,827,685	5,243,011
+	Other proceeds	7,403,776	3,544,219
-	Payments to the suppliers of goods and services	113,917,230	102,256,586
-	Payments to and on behalf of the employees	156,646,002	145,756,587
-	VAT payments	48,596,520	40,649,005
-	Expenses with income tax and specific tax	8,738,467	7,133,599
-	Other payments regarding the operating activity	38,460,291	31,960,475
<b>A</b>	<b><i>Net cash from operating activity</i></b>	<b><i>73,003,094</i></b>	<b><i>72,674,450</i></b>
	<b><i>Cash flows from investment activities:</i></b>		
+	Proceeds from sale of tangible assets	11,087	620,592
+	Proceeds from modernization quota	49,370,650	43,852,004
-	Payments for purchase of tangible/intangible assets	63,580,769	83,558,794
<b>B</b>	<b><i>Net cash from investment activity</i></b>	<b><i>(14,199,032)</i></b>	<b><i>(39,086,198)</i></b>
	<b><i>Cash-flows from financing activities</i></b>		
-	Paid dividends	58,364,270	59,182,515
-	Payments on account of leasing debt	1,887,465	2,406,258
-	Interest payments	190,286	154,340
<b>C</b>	<b><i>Net cash from financing activities</i></b>	<b><i>(60,442,021)</i></b>	<b><i>(61,743,113)</i></b>
	<b><i>Net increase of the cash and cash equivalents=A+B+C=D2-D1</i></b>	<b><i>(1,637,959)</i></b>	<b><i>(28,154,861)</i></b>
<b>D1</b>	<b><i>Cash and cash equivalents at the beginning of the period</i></b>	<b><i>107,742,173</i></b>	<b><i>127,672,452</i></b>
<b>D2</b>	<b><i>Cash and cash equivalents at the end of the period</i></b>	<b><i>106,104,214</i></b>	<b><i>99,517,591</i></b>

Annex no. 4

**STATEMENT OF WORKS AND PRODUCTS PROCUREMENT CONTRACTS WITH VALUES HIGHER THAN 500,000 EURO,  
CONCLUDED BETWEEN 01.01.2024 - 30.09.2024**

Cr t.N o.	Name of the Contractor	Scope of the Contract	Title of the Contract	The applied procurement procedure	Name of the beneficiary (if different from the contracting authority)	Tender notice/invitation number	Initial contract value (RON)	Contract value after potential addenda	Start of the contract	Initially set contract duration (in months)	Final contract duration (in months )
<b>TOTAL QUARTER I - 0 CONTRACTS VALUE QUARTER I = 0.00 RON</b>											
1	OMV PETROM MARKETING	Supply of 60,000 liters of gas and 910,000 liters of diesel	P-CA 88/ 29.04.2024	TENDER	-	11345/ 19.03.2024	5,867,900.00	5,867,900.00	01.06.2024	36	36
2	GAZPET INSTAL S.R.L. PLOIESTI	Execution of safety works for pipelines 12 and 14 Cartojani- Ploiesti at crossing Cricovul Dulce creek	L-CA 93/ 14.05.2024	TENDER	-	12063/ 22.03.2024	2,931,334.24	2,931,334.24	06.06.2024	10	10
3	ERICSSON TELECOMMU- NICATION ROMANIA S.R.L.	Modernization of the microwaves radio relays system within the Communication system of CONPET S.A.	L-CA 128/ 25.06.2024	TENDER	-	16495/ 24.04.2024	4,275,269.51	4,275,269.51	-	12	12
<b>TOTAL QUARTER II - 3 CONTRACTS VALUE QUARTER II = 13,074,503.75 RON</b>											
4	TALPAC S.R.L.	Execution of replacement works of collectors and valves at Constanta Sud Station	L-CA 187/ 09.09.2024	TENDER	-	27282/ 17.07.2024	18,341,024.09	18,341,024.09	26.09.2024	9	9



Cr t.N o.	Name of the Contractor	Scope of the Contract	Title of the Contract	The applied procurement procedure	Name of the beneficiary (if different from the contracting authority)	Tender notice/invitation number	Initial contract value (RON)	Contract value after potential addenda	Start of the contract	Initially set contract duration (in months)	Final contract duration (in months )
		- Oil Terminal Warehouse									
5	TERRA GAZ CONSTRUCT S.R.L.	Update of the technical project and execution of the rehabilitation works of the buildings of CONPET S.A. Headquarters II on 8 Rezervoarelor Street (Building C4 - Ground Floor Workshop Building + Annexes, Building C5 - Ground Floor Car Service + Annexes, Building C10 - Water Management, Building C11 - Water Tank), external networks and vertical systematization.	L-CA 188/ 09.09.2024	TENDER	-	25473/ 04.07.2024	17,657,259.59	17,657,259.59	-	17	17
<b>Total QUARTER III - 2 CONTRACTS</b> <b>VALUE QUARTER III = 35,998,283.68 RON</b>											
<b>CUMULATED TOTAL - 5 CONTRACT</b> <b>CUMULATED VALUE =49,072,787.43 RON</b>											

Annex no. 5

**STATEMENT OF SERVICES PROCUREMENT CONTRACTS WITH VALUES HIGHER THAN 100,000 EURO,  
CONCLUDED BETWEEN 01.01.2024 - 30.09.2024**

Cr t.N o.	Name of the contractor	Scope of the Contract	Title of the Contract	The applied procurement procedure	Name of the beneficiary (if different from the contracting authority)	Tender notice/invitation number	Initial contract value (RON)	Contract value after potential addenda	Start of the contract	Initially set contract duration (in months)	Final contract duration (in months)
1	AUTOGAS IMPEX SRL.	Rental services of 15 tank cars suitable and authorized for transport of hydrocarbon gases in liquefied mixture, NSA (Mixture C)	S-CA 24/ 29.02.2024	TENDER	-	2678/ 18.01.2024	1,040,250.00	1,040,250.00	01.03.2024	24	24
2	ASITO KAPITAL SA	Voluntary health insurance services for CONPET S.A. employees	S-CA 27/ 05.03.2024	TENDER	-	1343/ 10.01.2024	1,454,690.00	1,454,690.00	10.03.2024	12	12
3	REVA S.A.	Planned RP-FIR type repairs (without container intervention, with full painting) on 38 Zaes wagons of 60 cubic meters, crude oil transport and 3 Zagkks wagons of 80 cubic meters with replacement of 108 axes	S-CA 30/ 12.03.2024	TENDER	-	2680/ 18.01.2024	2,980,100.00	2,980,100.00	12.03.2024	12	12
4	SERVICE FAUR SRL.	RR planned repair to locomotive 1250 LDH HP no. 92530810790-1	S-CA 50/ 28.03.2024	TENDER	-	2681/ 18.01.2024	1,173,065.00	1,173,065.00	-	2	2
<b>TOTAL QUARTER I - 4 CONTRACTS</b>											

Cr t.N o.	Name of the contractor	Scope of the Contract	Title of the Contract	The applied procurement procedure	Name of the beneficiary (if different from the contracting authority)	Tender notice/invitation number	Initial contract value (RON)	Contract value after potential addenda	Start of the contract	Initially set contract duration (in months)	Final contract duration (in months)
VALUE QUARTER I = 6,648,105.00 RON											
Total QUARTER II - 0 CONTRACTS VALUE QUARTER II = 0.00 RON											
5	ORANGE ROMANIA COMMUNICATIONS S.A.	Electronic telecommunications services	S-CA 169/ 12.08.2024	TENDER	-	23066/ 18.06.2024	1,232,952.00	1,232,952.00	09.09.2024	24	24
TOTAL QUARTER III - 1 CONTRACT VALUE QUARTER III = 1,232,952.00 RON											
CUMULATED TOTAL - 5 CONTRACTS CUMULATED VALUE = 7,881,057.00 RON											

**FINANCIAL STATEMENTS**  
**on the date and for the nine months period ended**  
**September 30<sup>th</sup>, 2024**

**approved by the Ministry of Finance Order no. 2844/2016 and**  
**the International Accounting Standard no. 34 - „Interim Financial Reporting”**

## **CONTENTS:**

### **Interim Financial Statements**

Interim statement of the financial standing	2
Interim statement of the profit or loss and other global result elements	3
Interim Statement of changes in shareholders' equity	4 – 5
Interim Statement of Cash-flows	6 - 7
Explanatory Notes to the interim financial statements	8 - 27

## INTERIM STATEMENT OF THE FINANCIAL STANDING ON SEPTEMBER 30<sup>th</sup>, 2024

			- RON-
Name	Note:	September, 30 <sup>th</sup> 2024	December 31 <sup>st</sup> , 2023
<b>ASSETS</b>			
<b>Intangible assets</b>			
Tangible assets	4	665,947,848	670,831,075
Intangible assets	5	3,660,796	5,559,573
Financial Assets	6	535,374	2,522,803
Deferred corporate tax receivables	13	1,011,139	-
<b>Total non-current assets</b>		<b>671,155,157</b>	<b>678,913,451</b>
<b>Current assets</b>			
Inventories	7	6,523,626	6,519,564
Trade receivables and other receivables	8	54,869,822	52,981,332
Cash and cash equivalents	9	106,104,214	107,742,173
Prepaid expenses		1,178,251	697,600
<b>Total current assets</b>		<b>168,675,913</b>	<b>167,940,669</b>
<b>TOTAL ASSETS</b>		<b>839,831,070</b>	<b>846,854,120</b>
<b>EQUITY AND LIABILITIES</b>			
<b>Equities</b>			
Subscribed and paid-up share capital	10	28,569,842	28,569,842
Legal reserves	10	5,713,968	5,713,968
Revaluation reserves	10	44,911,304	49,838,300
Other reserves	10	552,816,508	547,585,477
Retained earnings	10	44,760,806	36,970,805
Result of the year	10	40,118,412	61,616,539
<b>Total equity</b>		<b>716,890,840</b>	<b>730,294,931</b>
<b>Long-term liabilities</b>			
Liabilities to employees	11	28,740,103	25,764,827
Other long-term liabilities	11	2,613,269	2,792,606
Deferred Tax Liability		-	901,503
<b>Total long-term liabilities</b>		<b>31,353,372</b>	<b>29,458,936</b>
<b>Current liabilities</b>			
Trade liabilities	11	28,420,642	33,091,805
Current Corporate Tax	13	3,477,653	1,807,695
Other liabilities	11	33,799,302	28,764,158
Liabilities to employees	11	14,132,816	14,143,449
Short-term provisions	12	11,756,445	9,293,146
<b>Total current liabilities</b>		<b>91,586,858</b>	<b>87,100,253</b>
<b>Total liabilities</b>		<b>122,940,230</b>	<b>116,559,189</b>
<b>TOTAL EQUITIES AND LIABILITIES</b>		<b>839,831,070</b>	<b>846,854,120</b>

These interim financial statements and the related notes, from page 1 to page 27, have been authorized for issue by the Company's management on November 14<sup>th</sup>, 2024.

**Director General,**  
**Eng. Dorin Tudora**

**Economic Director,**  
**Econ. Sanda Toader**

The attached notes, from 1 to 20, are an integral part of these financial statements.

**INTERIM STATEMENT OF PROFIT AND LOSS AND OTHER ELEMENTS OF THE GLOBAL  
RESULT FOR THE NINE MONTHS PERIOD ENDED  
September 30<sup>th</sup>, 2024**

- RON-			
Name	Note:	September, 30 <sup>th</sup> 2024	September, 30 <sup>th</sup> 2023
Revenues from contracts		401,772,459	365,395,353
Earnings from disposal of assets		-	612,108
Other revenues		55,353,476	38,660,511
<b>Total Operating Revenues</b>	15	<b>457,125,935</b>	<b>404,667,972</b>
Expenditure on inventories		4,126,580	4,955,674
Expenses with energy and water		15,261,247	13,139,882
Personnel expenses		158,964,048	146,510,727
Value adjustments on fixed assets, less adjustments related to rights of use resulted from leasing contracts		59,019,201	46,976,550
Value adjustments for rights of use resulted from leasing contracts		1,603,768	1,534,897
Value adjustments on current assets		7,692,569	(137,652)
Expenses with external services		107,348,001	91,730,086
Loss from disposal of assets		68,509	-
Provision adjustments		5,323,619	(384,152)
Other expenses		54,407,798	46,792,683
<b>Total Operating Expenses</b>	16	<b>413,815,340</b>	<b>351,118,695</b>
<b>Operating Profit</b>		<b>43,310,595</b>	<b>53,549,277</b>
<b>Financial Revenues</b>		<b>4,848,855</b>	<b>5,157,625</b>
Interests' expenses related to leasing contracts		183,980	142,160
Other financial expenses		79,375	69,488
<b>Financial Expenses</b>		<b>263,355</b>	<b>211,648</b>
<b>Financial profit</b>	17	<b>4,585,500</b>	<b>4,945,977</b>
<b>Profit before corporate tax</b>		<b>47,896,095</b>	<b>58,495,254</b>
Expenses with current corporate tax	13	9,690,325	8,667,887
Expenses with (revenues coming from) deferred corporate tax	13	(1,912,642)	29,368
<b>PROFIT OF THE PERIOD</b>		<b>40,118,412</b>	<b>49,797,999</b>
Net increase of the modernization quota reserve		5,231,031	7,175,119
<b>Total other global result elements that will not be subsequently reclassified as profit or loss</b>		<b>5,231,031</b>	<b>7,175,119</b>
<b>Total other global result elements</b>		<b>5,231,031</b>	<b>7,175,119</b>
<b>TOTAL GLOBAL RESULT</b>		<b>45,349,443</b>	<b>56,973,118</b>
<b>Result per share</b>		<b>4.63</b>	<b>5.75</b>

These interim financial statements and the related notes, from page 1 to page 27, have been authorized for issue by the company management on November 14<sup>th</sup>, 2024.

**Director General,  
Eng. Dorin Tudora**

**Economic Director,  
Econ. Sanda Toader**

The attached notes, from 1 to 20, are an integral part of these financial statements.



## INTERIM STATE OF CHANGES IN EQUITY ON MARCH 30<sup>st</sup>, 2024 (unaudited)

							- RON-
Name	Share capital	Legal reserves	Revaluation reserves	Other reserves	Retained earnings	Year's profit or loss	Total Equities
<b>Balance on January 1st, 2024</b>	<b>28,569,842</b>	<b>5,713,968</b>	<b>49,838,300</b>	<b>547,585,477</b>	<b>36,970,805</b>	<b>61,616,539</b>	<b>730,294,931</b>
<b>Net result for the year</b>	-	-	-	-	-	<b>40,118,412</b>	<b>40,118,412</b>
Surplus from revaluation	-	-	(4,926,996)	-	4,926,996	-	-
Allocation of profit provided by law - exemption of reinvested profit	-	-	-	-	3,725,402	(3,725,402)	-
Net increase of the modernization quota reserve	-	-	-	5,231,031	-	-	5,231,031
<b>Total other global result elements</b>	-	-	<b>(4,926,996)</b>	<b>5,231,031</b>	<b>8,652,398</b>	<b>(3,725,402)</b>	<b>5,231,031</b>
<b>Total global revenues related to the period</b>	-	-	<b>(4,926,996)</b>	<b>5,231,031</b>	<b>8,652,398</b>	<b>36,393,010</b>	<b>45,349,443</b>
Dividends due to shareholders	-	-	-	-	(862,397)	(57,891,137)	(58,753,534)
<b>Total transactions with the owners directly recognized in equities</b>	-	-	-	-	<b>(862,397)</b>	<b>(57,891,137)</b>	<b>(58,753,534)</b>
<b>Balance on September 30<sup>th</sup>, 2024</b>	<b>28,569,842</b>	<b>5,713,968</b>	<b>44,911,304</b>	<b>552,816,507</b>	<b>44,760,807</b>	<b>40,118,412</b>	<b>716,890,840</b>

The company CONPET S.A.

# INTERIM STATE OF THE CHANGES IN EQUITY ON SEPTEMBER 30<sup>th</sup>, 2023 (unaudited)

							- RON-
Name	Share capital	Legal reserves	Revaluation reserves	Other reserves	Retained earnings	Year's profit or loss	Total Equities
Balance on January 1, 2023	28,569,842	5,713,968	17,101,648	533,897,764	37,149,214	61,663,616	684,096,052
Net result of the year	-	-	-	-	-	49,797,999	49,797,999
Surplus from revaluation	-	-	(656,445)	-	656,445	-	-
Allocation of profit provided by law - tax relief of reinvested profit	-	-	-	-	3,152,695	(3,152,695)	-
Net increase of the modernization quota reserve	-	-	-	7,175,119	-	-	7,175,119
Total other global result elements	-	-	(656,445)	7,175,119	3,809,140	(3,152,695)	7,175,119
Total global revenues related to the period	-	-	(656,445)	7,175,119	3,809,140	46,645,304	56,973,118
Dividends due to shareholders					(999,241)	(58,510,921)	(59,510,162)
Prescribed distributions				1,636,456			1,636,456
Total transactions with the owners directly recognized in equities	-	-	-	1,636,456	(999,241)	(58,510,921)	(57,873,706)
Balance on September 30 <sup>th</sup> , 2023	28,569,842	5,713,968	16,445,204	542,709,339	39,959,113	49,797,999	683,195,465

Note: The position „Other reserves” also includes the reserve representing the modernization quota in amount of 501,898,171 RON on 30.09.2024, namely 496,667,140 RON on 01.01.2024. This reserve is constituted as per GD no.168/1998. The modernization quota is destined exclusively for funding the modernization and development of goods from public domain. The modernization quota is collected at the extent of capitalization and proceeds of the production and is reflected in the reserves accounts on account of the expenses. On a monthly basis, the reserve of modernization quota at the level of depreciation of fixed assets financed from this source is resumed in revenues. On 30.09.2024, the amount of 501,898,171 contains the modernization quota that is to be written back to revenues at the level of depreciation of fixed assets financed out of this source in the amount of 467,549,312 RON and the available reserve destined to financing the modernization and development works related to the goods in public domain (cash in bank accounts) in amount of 34,348,859 RON.

These interim financial statements and the related notes, from page 1 to page 27, have been authorized for issue by the company's management on November 14<sup>th</sup>, 2024.

Director General,  
Eng. Dorin Tudora

Economic Director,  
Econ. Sanda Toader

The attached notes, from 1 to 20, are an integral part of these financial statements.

## INTERIM CASH-FLOW STATEMENT FOR THE NINE MONTHS PERIOD ENDED SEPTEMBER 30<sup>th</sup>, 2024

- RON-			
	Name of the Item	9 months, 2024 (unaudited)	9 months, 2023 (unaudited)
	<b>Cash flows from operating activities:</b>		
+	Proceeds from services supply	427,130,143	391,643,472
+	Proceeds from interests related to banking placements	4,827,685	5,243,011
+	Other proceeds	7,403,776	3,544,219
-	Payments to the suppliers of goods and services	113,917,230	102,256,586
-	Payments to and on behalf of the employees	156,646,002	145,756,587
-	VAT payments	48,596,520	40,649,005
-	Expenses with corporate tax and specific tax	8,738,467	7,133,599
-	Other payments regarding the operating activities	38,460,291	31,960,475
<b>A</b>	<b>Net cash from operating activity</b>	<b>73,003,094</b>	<b>72,674,450</b>
	<b>Cash flows from investment activities:</b>		
+	Proceeds from sale of tangible assets	11,087	620,592
+	Proceeds from modernization quota	49,370,650	43,852,004
-	Payments for purchase of tangible assets/intangible assets	63,580,769	83,558,794
<b>B</b>	<b>Net cash from investment activity</b>	<b>(14,199,032)</b>	<b>(39,086,198)</b>
	<b>Cash-flows from financing activities</b>		
-	Paid dividends	58,364,270	59,182,515
-	Payments on leasing debt account	1,887,465	2,406,258
-	Interest payments	190,286	154,340
<b>C</b>	<b>Net cash from financing activities</b>	<b>(60,442,021)</b>	<b>(61,743,113)</b>
	<b>Net increase of the cash and cash equivalents=A+B+C=D2-D1</b>	<b>(1,637,959)</b>	<b>(28,154,861)</b>
<b>D1</b>	<b>Cash and cash equivalents at the beginning of the period</b>	<b>107,742,173</b>	<b>127,672,452</b>
<b>D2</b>	<b>Cash and cash equivalents at the end of the period</b>	<b>106,104,214</b>	<b>99,517,591</b>

The cash and cash equivalents on 30.09.2024 are decreasing by 1.5% (1.6 m RON) compared to December 31<sup>st</sup>, 2023 (106,104,214 m RON compared to 107,742,173 m RON).  
Of the total cash in balance on 30.09.2024, the party related to the modernization quota amounts to 34.348.859 RON.

The effects of the three activity areas (operation, investment and financing) on the cash in the 9-month period of 2024 reveal the following:

- the operating activity has triggered a cash-flow in the amount of 73,003,094 RON;
- the investment activity has ended with a negative cash-flow in amount of 14,199,032 RON;
- the financing activity has decreased the total cash flow by 60,442,021 RON.

The value of the net cash flows from the operating activity is similar with that registered in the similar period of the previous year.

As compared to the previous year, the net cash from the investment activity has increased by 24.89 mRON. The increase has been generated by the decrease in the level of payments of assets compared to the level registered in the same period of the year 2023.

The net cash from the financing activity registers in both compared periods negative amounts determined by the payment of dividends to the shareholders and the amounts related to leasing.

These interim financial statements and the related notes, from page 1 to page 27, have been authorized for issue by the company's management on November 14th, 2024.

The company CONPET S.A.  
Interim cash-flow statement for the 9 months period ended September 30th, 2024

**Director General,  
Eng. Dorin Tudora**

**Economic Director,  
Econ. Sanda Toader**

The attached notes, from 1 to 20, are an integral part of these financial statements.

## **1. Business Description and General Information**

The company “CONPET” S.A. (“The Company”) is a joint-stock company, with a unitary system administration, as per Law no. 31/1990 on the companies, republished, subsequent amendments, registered at the Prahova Trade Registry under no. J29/6/1991, and the Financial Supervisory Authority by the registration certificate no. 7227/1997.

The registered offices is in Ploiesti Municipality 1-3 Anul 1848 Street, Prahova County.

CONPET S.A. is the concessionaire of the operating activity of the National Transport System of crude oil, rich gas, condensate and ethane quality acquired in 2002, by conclusion with the National Agency for Mineral Resources (NAMR), the competent authority representing the State interests in the oil resources domain, of the Oil Concession Agreement, approved by GD no. 793/25.07.2002.

The shares of the company have been traded on the Bucharest Stock Exchange (BVB) under the issuer symbol” COTE”.

Currently, CONPET S.A. is included in 6 indices of the total of 11 of the Bucharest Stock Exchange, namely **BET-TR, BET-XT, BET-XT-TR, BET-BK, BET-NG and BET PLUS**. Concurrently, CONPET(COTE) is included in the indices MSCI Frontier IMI and MSCI Romania IMI (Investable Market Indices).

On September 30<sup>th</sup>, 2024, CONPET SA had a market capitalization of 670 mRON (134.6 m EURO), ranking 34 in “Top Issuers according to capitalization”.

### *Company’s Set-up*

CONPET is set up based on GD no.1213/20.11.1990 regarding the set-up of the joint stock commercial companies in the industry, pursuant to Law no.15/1990 regarding the reorganization of the public economic units as autonomous administrations and joint stock companies, by taking over all assets and liabilities of the former Crude Oil Pipeline Transport Enterprise (Rom.I.T.T.C.).

The shareholders structure and the number of voting rights on 30.09.2024 are:  
the Romanian State by the Ministry of Energy, holding 5,083,372 shares holding voting rights, representing 58.72% of the share capital,  
legal persons, holding 2,102,431 shares with voting rights representing 24.28% of the share capital, and  
natural persons, holding 1,471,725 shares with voting rights representing 17.00% of the share capital.

### *Company’s Mission*

CONPET mission is the operation of the crude oil National Transport System under safe and secure conditions, free access to the system’s available capacity to all the inquirers, authorized legal persons, under equal conditions, on a non-discriminatory and transparent basis.

### *Other Information on the Company’s Business*

As per the Articles of Incorporation, the company’s core business is the transport of crude oil, rich gas, ethane and condensate via pipelines aiming at supplying the refineries with crude oil and derivatives out of domestic production, as well as with imported crude oil (NACE code 4950-“transports via pipelines”).

CONPET supplies transport services for its clients both via the National Transport System concessioned based on the Oil Concession Agreement of the operating activity of the National Transport System of Crude Oil, Rich Gas, Condensate and Ethane via pipelines, as well as by rail, from the loading ramps to the refineries, for the oil areas not connected to the major transport

pipelines.

The crude oil National Transport System represents the ensemble of the major interconnected pipelines ensuring the collection of the oil extracted from the exploitation areas or of the imported, from the delivery sites to the processing units.

CONPET, as Concessionaire of the crude oil National Transport System entitles as common carrier and has the obligation to provide, as per the legal provisions, free access to the system's available capacity to all the inquirers, authorized legal people, under equal conditions, on a non-discriminatory and transparent basis.

The crude oil National Transport System is part of the public domain of the Romanian State and is in the administration of the National Regulatory Authority in the Mining, Petroleum and Geological Storage of Carbon Dioxide (as per the provisions of the Petroleum Law). It comprises a pipeline system of approx. 3,800 km and a transport throughput of 18.5 million tons/year.

#### *The Legal Environment*

The activities in the oil sector, where the crude oil transport activity is included, are regulated by the Oil Law no.238/2004.

The National Regulatory Authority in the Mining, Petroleum and Geological Storage of Carbon Dioxide represents the State's interests in the oil resources domain and is the competent authority authorized to apply the dispositions of Law 238/2004. As per the Petroleum Law, the National Regulatory Authority in the Mining, Petroleum and Geological Storage of Carbon Dioxide has the capacity of concession provider of the goods in public domain, concessioned to the operators in the oil industry.

The main responsibilities of the National Regulatory Authority in the Mining, Petroleum and Geological Storage of Carbon Dioxide are the following:

- negotiates and concludes oil agreements on State's behalf;
- awards mining concession licenses and exploitation permits;
- issues regulatory acts, norms, instructions, orders and regulations;
- controls the compliance, by the holders of the concession agreements with the concession licenses and exploitation permits conditions;
- manages the Crude Oil and Natural Gas National Pipeline Transport Systems and regulates the exploitation activities thereof by system's concession agreements concluded;
- annuls the concession acts/administration acts;
- approves the tariffs and the frame-contract for the transport of crude oil, rich gas, condensate and ethane.

#### *The tariff for the supply of the transport service via the National Transport System of crude oil, rich gas, condensate and ethane*

The transport tariff stands for the exchange value of the transport service supplied by the holder of the oil concession, as common carrier for the transport, via the crude oil National Transport System, of an oil ton along the oil takeover sites from the domestic producers or import and the delivery sites to the refineries.

The company practices different transport tariffs for the two subsystems belonging to the National Transport System, namely the subsystem for the transport of crude oil, rich gas, condensate and ethane from the domestic production and the subsystem for the transport of the imported crude oil.

For the transport on the import subsystem tariffs are being settled per refineries and per transported quantity installments, being applied the bracket tariff model.

The transport tariffs are established in accordance with the NAMR Order no.53/2008 for the approval of the Instructions on criteria, the methodology and procedure for establishing regulated tariffs for transport through the National Transportation System and are approved by the National Regulatory Authority for Mining, as follows, Oil tanker and Geological Storage of Carbon Dioxide as competent authority.

The transport tariffs are determined by the value of transmission allocation of the amount of oil transported to the beneficiaries, the appropriate distances, using a methodology based on the determination of the cost of service, defined as all the revenue required to cover the transportation system operations, including:

- the operating cost, here included: material expenses, personnel expenses, pipeline maintenance expenses, expenses with energy, gas and water, costs related to the amortization of the fixed assets, royalties and other taxes applicable to the transporter, the expenses related to the provision of the pipeline guard, decontamination expenses, other expenses etc;
- modernization and development quota;
- reasonable profit margin.

## **2. Preparation Grounds**

### **(a) Declaration of Conformity**

These interim financial statements have been prepared pursuant to the Order of the Minister of Public Finances no. 2844/2016, for the approval of the accounting regulations compliant with the International Financial Reporting Standards (IFRS) ("OMFP 2844/2016) and IAS 34 - Interim Financial Reporting.

These preliminary financial situations do not include all the necessary information to provide a complete set of financial statements in compliance with the International Financial Reporting Standards and must be read together with the annual financial statements of the Company, prepared on December 31<sup>st</sup>, 2023. However, certain selected explanatory notes are included to explain the events and transactions that are significant for understanding the changes in the company's financial standing and performance since the last annual financial statements prepared on and for the financial year ended December 31<sup>st</sup>, 2023.

These interim financial statements have not been audited and have not been revised by an independent auditor.

These preliminary financial statements have been authorized for issue by the company management on November 14th, 2023.

### **(b) Accounting Estimates and Professional Reasoning**

The preparation of the financial statements implies the use, by the Company's management, of various estimates, professional reasoning and hypotheses affecting the reported value related to assets, liabilities, revenues and expenses. Estimates and assumptions are continuously evaluated and are based on historical experience and other factors, including predictions of future events that are believed to be reasonable under certain circumstances. The results of these estimates set the grounds for the professional reasonings regarding the accounting value of the assets and liabilities that cannot be obtained from other information sources. The actual results may be different from the estimates values.

The significant reasoning used by the management for the application of the Company's accounting policies and the main sources of uncertainty regarding the estimates have been the same with those applied to the financial statements related to 2023.

## **3. Accounting Policies**

The accounting policies applied in these interim financial statements are the same as those applied in the financial statements of the Company at the date and for the financial period ended



on December 31<sup>st</sup>, 2023, except for the adoption of new standards effective from January 1<sup>st</sup>, 2024:

- The amendments to IFRS 16 "Leasing contracts" (*in force for the annual periods starting January 1st, 2024 or ulterior to this date*).

The amendments set out the way a company should recognize, evaluate, present and publish the leasing contracts. The amendments to IFRS 16 indicate the way the seller/lessee subsequently evaluates the selling transactions and leaseback.

The adoption of Amendments to IFRS 16 had no impact on the financial statement.

- The amendments to IAS 1 "Presentation of the financial statements" (in force for the annual periods starting January 1st or ulterior to this date).

The amendments specify the way a company must determine, in the statement of the financial standing, the debts and other liabilities with an uncertain settlement. As per these amendments, the respective debts or other liabilities must be classified either as current (due or potentially due in a one-year term), or as long-term.

The adoption of Amendments to IAS 1 had no impact on the financial statement.

- Amendments to IAS 7 "The presentation of the financial statements:" (*in force for the annual periods starting January 1, 2024 or ulterior to this date*)

These new requirements are meant to provide the users with the financial statements' information enabling them to assess the impact of supplier financing mechanisms on the company's liabilities and cash flows and to understand the effect of suppliers financing mechanisms on the company's exposure to risk liquidity and how the company could be affected if these mechanisms were no longer available.

The adoption of Amendments to IAS 7 and IFRS 7 had no impact on the individual financial statements.

#### 4. Tangible Assets

In the first nine months of the year 2024, the tangible assets have evolved as follows:

Name	Lands	Buildings and special installations	Operating oil products	Machinery and equipment	Measuring and control devices	Means of transport	Other tangible assets	Tangible assets in progress	Total tangible assets
<b>Gross accounting value on January 1st, 2024</b>	<b>37,035,595</b>	<b>431,298,546</b>	<b>39,541,805</b>	<b>149,000,722</b>	<b>72,076,378</b>	<b>57,325,681</b>	<b>9,747,338</b>	<b>50,336,171</b>	<b>846,362,236</b>
Cumulated depreciation on January 1st, 2024	(4,771,543)	(1,332,063)	-	(71,831,803)	(52,651,069)	(36,793,083)	(8,151,600)	-	(175,531,161)
<b>Net accounting value on January 1st, 2024</b>	<b>32,264,052</b>	<b>429,966,483</b>	<b>39,541,805</b>	<b>77,168,919</b>	<b>19,425,309</b>	<b>20,532,598</b>	<b>1,595,738</b>	<b>50,336,171</b>	<b>670,831,075</b>
Tangible assets inputs	803,377	43,083,062	-	9,603,794	4,545,607	10,672,270	119,800	(14,986,220)	53,841,690
Outputs of tangible assets at gross value	(8,254)	(58,260)	-	(497,137)	(573,753)	(894,562)	(200,234)	-	(2,232,200)
Cumulated depreciation related to outputs	4,562	18,528	-	472,218	563,060	894,562	195,982	-	2,148,912
Depreciation registered during the period	(954,538)	(40,338,370)	-	(9,142,974)	(4,575,223)	(3,230,654)	(399,870)	-	(58,641,629)
<b>Gross accounting value on September 30th, 2024</b>	<b>37,830,718</b>	<b>474,323,348</b>	<b>39,541,805</b>	<b>158,107,379</b>	<b>76,048,232</b>	<b>67,103,389</b>	<b>9,666,904</b>	<b>35,349,951</b>	<b>897,971,726</b>
Cumulated depreciation on September 30th, 2024	(5,721,519)	(41,651,905)	-	(80,502,559)	(56,663,232)	(39,129,175)	(8,355,488)	-	(232,023,878)
<b>Net accounting value on September 30th, 2024</b>	<b>32,109,199</b>	<b>432,671,443</b>	<b>39,541,805</b>	<b>77,604,820</b>	<b>19,385,000</b>	<b>27,974,214</b>	<b>1,311,416</b>	<b>35,349,951</b>	<b>665,947,848</b>

On 30.09.2024 the net value of the tangible assets decreased as compared to the end of 2023 by the amount of 4,883,227 RON.

In the first nine months of the year 2024 there were registered inputs of tangible assets in the amount of 53,841,690 RON and outputs of tangible assets in net amount of 83,288 RON.

The depreciation of tangible assets registered in 2023 amounted to 58,641,629 RON.

In the first nine months of the year 2024 there have been commissioned the tangible assets in amount of 66,750,864 RON.

During January - September 2024 there has been also registered an increase of the net value of assets related to the rights of use resulting from leasing contracts, in amount of 466,911 RON.

According to IFRS 16, the assets representing rights of use resulting from rental and concession contracts are recognized in tangible assets, as follows:

- At element-row "Lands" is included the value of the rights of use resulting from the lease and concession contracts concluded with various landowners.  
On the rented lands are located telecommunication equipment and cathodic protection stations in various locations in the country. On 30.09.2024 the gross value of these assets is 7,831,478 RON, the cumulated depreciation of 5,721,519 RON, resulting in a net value of the rights of use related to the lands of 2,109,959 RON.
- In the position "Buildings and special installations" the value of the rights of use resulting from rental and concession contracts concluded with different owners for buildings that are rented for making available is recognized gendarmes, according to GD no. 1486/2005 on the provision of security and protection of objectives, goods and values with gendarmes, and for the performance of administrative activities. On the date of 30.09.2024, the gross value of these assets is 2,346,696 RON, the cumulated depreciation of 1,632,642 RON, resulting in a net value of the rights of use related to the buildings of 714,054 RON.
- At the position "Means of transport" is included the value of the rights of use of 15 rail tanks necessary for the development of the activities specific to the company. On 30.09.2024, the gross value of these assets is 949,290 RON, the cumulative amortization of 276,876 RON, resulting in a net value of the rights of use related to the means of transport of 672,414 RON.

CONPET holds on September 30, 2024, lands with an area of 733,471 Sq.m, with an accounting value of 29,999,240 RON, which consists of:

- 554.201 sq.m lands with an accounting value of 16,293,210 RON held on the basis of 48 Certificates attesting the property right obtained in the period 2001-2005, evaluated on the date of obtaining the certificates, according to GD no. 834/1991 on the establishment and evaluation of some lands owned by state-owned companies, at the value of 26.708.233 RON. These lands have been obtained in the company patrimony at the expense of other equity reserves, without augmenting the share capital by the value thereof.
- 155.401 sq.m land with an accounting value of 4,168,765 RON, held based on 14 Certificates of attestation of the property right obtained until 2001. The share capital of the company was augmented by the amount of these lands;

- 23.870 sq.m land with an accounting value of 9,537,265 RON, purchased by the Company based on sale-purchase agreements. On one side of the purchased lands are located administrative buildings, and on the rest are telecommunication towers, which are intended for the transport activity.

The lands held by the Company are located in Ploiesti, at the company's administrative offices, and in the 24 counties covered by the transport pipelines or where the crude oil tanks loading ramps are being located.

The tangible assets also include the oil operating product, evaluated in the statement of the financial standing at the cost determined from revaluation, retreated by the application of IAS 29 "The financial reporting in Hyperinflationary Economies". On 30.09.2024, the accounting value of the operating oil product remained unchanged compared to the beginning of the year, being in amount of 39,541,805 RON.

#### *Tangible assets in progress*

On September 30th, 2024, the value of the assets in progress is 35,349,951 RON and includes investment projects provided in "2024 Investment Program", which are mainly composed of: replacement of pipeline portions on various lengths and routes, tanks modernizations, loading ramps and pumping stations modernizations, SCADA works, cathodic protection modernization systems etc.

## **5. Intangible assets**

Statement of intangible assets in the first 9 months of 2024 is as follows:

	<b>- RON-</b>		
Name	Licenses and software	Other intangible assets	Total intangible assets
<b>Gross accounting value on January 1st, 2024</b>	<b>11,088,077</b>	<b>3,584,901</b>	<b>14,672,978</b>
Cumulated depreciation on January 1st, 2024	(6,183,962)	(2,929,443)	(9,113,405)
<b>Net accounting value on January 1st, 2024</b>	<b>4,904,115</b>	<b>655,458</b>	<b>5,559,573</b>
Inputs of intangible assets	34,229	51,008	85,237
Outputs of tangible assets at gross value	(1,860)	-	(1,860)
Cumulated depreciation related to outputs	1,860	-	1,860
Depreciation registered during the period	(1,634,692)	(349,322)	(1,984,014)
<b>Gross accounting value on September 30th, 2024</b>	<b>11,120,446</b>	<b>3,635,909</b>	<b>14,756,355</b>
Cumulated depreciation on September 30th, 2024	(7,816,794)	(3,278,765)	(11,095,559)
<b>Net accounting value on September 30th, 2024</b>	<b>3,303,652</b>	<b>357,144</b>	<b>3,660,796</b>

On 30.09.2024 the net value of the tangible assets on 31.03.2024 has decreased as compared to the end of 2023 by the amount of 1,898,777 RON.

During January - September 2024 there have been registered inputs of intangible assets in the amount of 85,237 RON and depreciation in amount of 1,984,014 RON.

The depreciation method used is the linear one.

Intangible assets include software programs, soft licenses, electricity connection costs, water network and district heating network, borne by the company and recognized in intangible assets of the nature of the rights of use.

Research and development-related expenses have not been capitalized.

## 6. Financial Assets

Within the first nine months of 2024 the financial assets evolved as follows:

Name	- RON-		
	Other non-current securities	Fixed claims	Total intangible assets
<b>Gross accounting value on January 1, 2024</b>	<b>5,100</b>	<b>2,837,892</b>	<b>2,842,992</b>
<b>Impairment for depreciation on January 1st, 2024</b>	-	(320,189)	(320,189)
<b>Net accounting value on January 1st, 2024</b>	<b>5,100</b>	<b>2,517,703</b>	<b>2,522,803</b>
Inputs	-	31,476	31,476
Outputs	-	(2,100,794)	(2,100,794)
<b>Gross accounting value on September 30th, 2024</b>	<b>5,100</b>	<b>768,574</b>	<b>773,674</b>
<b>Impairments for depreciation on September 30th, 2024</b>	-	(238,300)	(238,300)
<b>Net accounting value on September 30th, 2024</b>	<b>5,100</b>	<b>530,274</b>	<b>535,374</b>

The net value of the financial assets on 30.09.2024 has decreased as compared to January 1st, 2024, by 1,987,429 RON, mainly due to the collection of the guarantees granted to third parties.

The company holds contributions at the share capital of Independent Register Monitor in amount of 5,000 RON and is associate member, along with other companies, in the Romanian National Committee for the Oil International Council (CNR-CMP), participating at the establishment of the patrimony, CNR-CMP, with contribution in amount of 100 RON.

The long- term receivables, in net amount of 530.274 RON, represent guarantees granted to third parties and consist mainly of: returnable guarantees paid by the Company to the Ministry of Agriculture and Rural Development and the Ministry of Environment, Waters and Forests for the temporary removal of land from the agricultural circuit and the forest fund for the achievement of various investment objectives, including, as well as guarantees related to land and premises leases for the performance of production and administrative activities in different locations in the country and guarantees for the telecommunications equipment.

## 7. Inventories

Name	- RON-			
	Materials and Consumables	Services in progress	Waste products	Total Stocks
<b>Gross accounting value on January 1st, 2024</b>	<b>6,467,315</b>	<b>872,224</b>	<b>33,332</b>	<b>7,372,871</b>
Impairments for depreciation of inventories	(853,307)	-	-	(853,307)
<b>Net accounting value on January 1st, 2024</b>	<b>5,614,008</b>	<b>872,224</b>	<b>33,332</b>	<b>6,519,564</b>
Stock input during the period	4,407,063	7,272,351	291,626	11,971,040
Consumption/outputs of stocks during the period	(4,248,048)	(7,498,197)	(247,434)	(11,993,679)
Revenues from (Expense with) impairment for depreciation of stocks	26,701	-	-	26,701
<b>Gross accounting value on September 30th, 2024</b>	<b>6,626,330</b>	<b>646,378</b>	<b>77,524</b>	<b>7,350,232</b>

Impairments for depreciation of inventories	(826,606)	-	-	(826,606)
<b>Net accounting value on September 30th, 2024</b>	<b>5,799,724</b>	<b>646,378</b>	<b>77,524</b>	<b>6,523,626</b>

The stocks are made up of materials, spare parts and other materials that are to be used when performing the company's business, including the ones comprising security and intervention stocks meant for the potential provoked and technical breakdowns.

The company recognizes in "revenues from ongoing services" the cost of supplied and uncollected services by the beneficiaries until the end of the period.

## 8. Trade receivables and other receivables

On September 30th, 2024 and December 31st, 2023, the trade receivables and other receivables reveal the following:

	- RON-	
Name	September, 30th 2024	December 31 <sup>st</sup> , 2023
Clients	50,454,846	48,321,481
Impairments for depreciation of receivables	(206,618)	(208,618)
Other trade receivables	285,358	280,366
Impairments for the loss of value of other short-term intangible receivables	(1,404)	(1,404)
<b>Subtotal trade receivables (net value)</b>	<b>50,532,182</b>	<b>48,391,825</b>
Other receivables	13,839,499	6,288,206
Impairments for the depreciation of other receivables	(9,501,859)	(1,698,699)
<b>Subtotal other receivables (net value)</b>	<b>4,337,640</b>	<b>4,589,507</b>
<b>Overall receivables</b>	<b>54,869,822</b>	<b>52,981,332</b>

Clients' structure per activities is the following:

	- RON-	
Name	September 30th 2024	December 31 <sup>st</sup> , 2023
Clients- transport activity	49,997,259	47,617,013
Other clients - auxiliary activities	457,587	704,468
<b>Total</b>	<b>50,454,846</b>	<b>48,321,481</b>

*Trade receivables* are no interest bearer and have an average day collection of 29 days.

The main trade receivables in balance on September 30th, 2024 are to be received from: OMV PETROM S.A.– 42,181,093 RON (December 31st, 2023: 40,006,967 RON) , and Petrotel Lukoil S.A.– 7,792,446 RON (December 31st, 2023: 6,551,650 RON).

The revenues from transport services hold a significant share (over 99%) in the Company's turnover.

*Other receivables* in amount of 13,839,499 RON mainly include: undue VAT related to the unrarried invoices until 30.09.2024 (1.230,395 RON and 8.9% respectively) and amounts to be recovered from various natural and legal persons, some of them being in dispute before the courts (9,009,449 RON, respectively 65.1%).

*Impairments for the depreciation of trade receivables* are recorded for the doubtful clients, involved in litigation or insolvency, presenting default of collection thereof. On September 30th, 2024 the value of these impairments amounts to 206,618 RON.

Adjustments for the impairment of other receivables are recorded for debits related to legal files pending in court and debits recorded in the bookkeeping based on final judgments obtained in court, subject to enforcement, as well as fines paid and being in the appeal procedure. On September

30th, 2024 the value of these adjustments amounts to 9,501,859 RON.

The Company's registers impairments for loss of value of 100% of the value of receivables, for clients facing appeal, insolvency and for other debits related to the established legal files or for fines received and disputed.

## **Statement on receivables seniority**

### **Trade receivables**

	<b>- RON-</b>	
<b>Name</b>	<b>September, 30th 2024</b>	<b>December 31<sup>st</sup>, 2023</b>
<b>Clients, o/w:</b>	<b>50,454,846</b>	<b>48,321,481</b>
<i>Depreciated receivables</i>	<i>206,618</i>	<i>208,618</i>
<i>Non-depreciated receivables, o/w:</i>	<i>50,248,228</i>	<i>48,112,863</i>
- seniority less than 30 days	50,106,592	48,007,876
- seniority between 30 days and 60 days	14,980	98,106
- seniority between 60 days and 90 days	14,347	2,098
- seniority between 90 days and 270 days	112,309	4,782
- seniority between 270 days and 1 year	-	-
<b>Other trade receivables, out of which:</b>	<b>285,358</b>	<b>280,366</b>
<i>Depreciated receivables</i>	<i>1,404</i>	<i>1,404</i>
<i>Non-depreciated receivables, o/w:</i>	<i>283,954</i>	<i>278,962</i>
- seniority less than 30 days	3,037	1,597
- seniority between 30 days and 60 days	-	-
- seniority between 90 days and 270 days	3,762	277,365
- seniority over 1 year	277,155	-

### **Other receivables**

	<b>- RON-</b>	
<b>Name</b>	<b>September 30th 2024</b>	<b>December 31<sup>st</sup>, 2023</b>
<i>Depreciated receivables</i>	<i>9,501,859</i>	<i>1,698,699</i>
<i>Non-depreciated receivables, o/w:</i>	<i>4,337,640</i>	<i>4,589,507</i>
- seniority less than 30 days	2,629,700	2,282,700
- seniority between 30 days and 60 days	8,647	196,453
- seniority between 60 days and 90 days	3,885	334,117
- seniority between 90 days and 270 days	448,348	1,111,809
- seniority between 270 days and 1 year	169,747	307,091
- seniority over 1 year	1,077,313	357,336
<b>Total</b>	<b>13,839,499</b>	<b>6,288,206</b>

## **9. Cash and cash equivalents**

On September 30th, 2024 and December 31st, 2023 the cash and cash equivalents look as follows:

	<b>- RON-</b>	
<b>Name</b>	<b>September, 30th 2024</b>	<b>31.12.2023</b>
Current bank accounts	2,806,633	2,020,616
Bank deposits with maturity ≤ 3 months	103,272,044	105,716,195



Cash on hand	25,537	5,362
<b>Total</b>	<b>106,104,214</b>	<b>107,742,173</b>

Cash and cash equivalents on September 30th, 2024 are down by 1.5% (1.6 million RON) compared to December 31st, 2023.

The cash accounts on 30.09.2024 also include the cash representing the modernization quota, with special use regime, provided by GD no.168/1998, in amount of 34,348,859 RON. This is intended exclusively for funding the modernization and development of assets from the public domain.

The company has not restricted number.

## 10. Equities

### *The Share capital*

During the reporting period, the share capital of the company has not changed, remaining at the value of 28,569,842 RON, divided into 8,657,528 ordinary shares with a nominal value of 3.3 RON/share and corresponds to that registered at the Trade Register Office.

The structure of CONPET S.A. share capital and shareholding on September 30th, 2024 is exposed as follows:

Shareholders	September 30th, 2024			31.12.2023		
	Number of shares	Amount (RON)	(%)	Number of shares	Amount (RON)	(%)
Romanian State by the Ministry of Energy	5,083,372	16,775,128	58.7162	5,083,372	16,775,128	58.7162
Legal persons	2,102,431	6,938,022	24.2844	2,029,972	6,698,907	23.4475
Natural Persons	1,471,725	4,856,692	16.9994	1,544,184	5,095,807	17.8363
<b>Total</b>	<b>8,657,528</b>	<b>28,569,842</b>	<b>100%</b>	<b>8,657,528</b>	<b>28,569,842</b>	<b>100%</b>

### *Legal reserves*

On September 30th, 2024 the value of the legal reserve is 5.713,968 RON and represents the reserve constituted at the level of 20% of the share capital, as per the Law no.31/1990 and Articles of Incorporation.

### *Other reserves*

Other reserves are in amount of 552.816.507 RON and have registered an increase of 5,231,031 RON in the first nine months of 2024, based on the augmentation of the reserve representing the modernization quota.

The reserve related to the modernization quota is in the amount of 501,898,171 RON and holds 90.8% in total other reserves.

### *Revaluation reserves*

In the statement of the financial standing, the revaluation reserves are presented at the net value of 44,911,304 RON, resulting after the diminution of the gross value by the related deferred tax recognized directly in the equities, as per IAS 12.

### *Retained earnings*

The retained earnings are in the amount of 44,760,806 RON and contain:

The retained earnings derived from the first adoption of IAS 29 related to fixed assets representing

oil operating product recognized in tangible assets, in amount of 39,302,668 RON.

The retained earnings representing actuarial loss from discount of benefits granted upon retirement: 531,142 RON;

The retained earnings representing surplus achieved out of revaluation reserves: 4,926,996 RON

#### *Profit of the period*

The profit for the financial year recorded in the first nine months of 2024 is 40,118,412 RON, down by 9,679,587 RON from the profit for the year recorded in the same period of 2023.

### **11. Trade liabilities and other liabilities**

On September 30th, 2024 and December 31st, 2023, the trade liabilities and other liabilities reveal the following:

Liabilities	December 31 <sup>st</sup> ,2023	September, 30th 2024	Maturity date for the balance on September 30, 2024		
			- RON-		
			Under 1 year	1-5 years	Over 5 years
Trade liabilities	33,091,805	28,420,642	28,420,642	-	-
Liabilities to the employees	39,908,276	42,872,919	14,132,816	2,736,531	26,003,572
Other liabilities	33,364,459	39,890,224	37,276,955	1,975,456	637,813
<b>Total</b>	<b>106,364,540</b>	<b>111,183,785</b>	<b>79,830,413</b>	<b>4,711,987</b>	<b>26,641,385</b>

The trade liabilities related to the purchase of goods and services for the operating activity have a share of 71.02% in total trade liabilities, while those representing the procurement of assets have a share of 28.98%.

The debts to employees, in balance on the date of 30.09.2024, also include the future debts for the benefits granted to employees on retirement or death, for the employees share of profit, for the untaken leaves of the employees, debts that are recognized as provisions.

The statement of liabilities to the employees on maturity terms reveals the following:

Liabilities	December 31 <sup>st</sup> , 2023	September, 30th 2024	Maturity date for the balance on September 30, 2024		
			- RON-		
			Under 1 year	1-5 years	Over 5 years
Salaries and assimilated debts	7,140,257	7,244,580	7,244,580	-	-
Liabilities for benefits granted on retirement	22,089,977	24,383,556	480,288	2,653,876	21,249,392
Liabilities for the benefits granted in case of death	4,155,542	4,863,613	26,778	82,655	4,754,180
Liabilities for employees' share of profit	6,002,879	3,306,272	3,306,272	-	-

Liabilities for untaken leaves	519,621	3,074,898	3,074,898	-	-
<b>Total</b>	<b>39,908,276</b>	<b>42,872,919</b>	<b>14,132,816</b>	<b>2,736,531</b>	<b>26,003,572</b>

The largest share of liabilities to employees is held by the liability for pension benefits in the amount of 24,383,556 RON, of which 23,903,268 RON are long-term liabilities and 480,288 RON are short-term liabilities.

On 30.09.2024, the debt for the employees share of profit is 3,306,272 and includes mainly the amounts related to the service delivered by the employees in the first nine months of the year 2024, settled at the level provided in the revenues and expenditure budget.

Within the liabilities to employees is also included the liability for the unpaid leaves, which at the end of Quarter 3 of 2024 is in the amount of 3,074,898 RON.

The standing "Other liabilities" includes social and health insurance contributions, debts to the state budget and other debts, which, on due terms, are presented as follows:

Liabilities	December 31 <sup>st</sup> , 2023	September, 30th 2024	Maturity date for the balance on September 30, 2024		
			Under 1 year	1-5 years	Over 5 years
Salaries contributions	6,221,902	6,217,800	6,217,800	-	-
Current corporate tax	1,807,695	3,477,653	3,477,653	-	-
Royalty due to the State Budget	10,270,414	11,991,719	11,991,719	-	-
VAT payable	4,111,198	5,974,905	5,974,905	-	-
Other interests and debts– State Budget	1,221,041	1,872,719	1,872,719	-	-
Payable Dividends	5,444,333	5,833,840	5,833,840	-	-
Leasing related debts	3,346,757	3,816,405	1,771,506	1,634,521	410,378
Prepaid expenses	695,643	634,017	81,977	324,605	227,435
Other debts	245,476	71,166	54,836	16,330	-
<b>Total</b>	<b>33,364,459</b>	<b>39,890,224</b>	<b>37,276,955</b>	<b>1,975,456</b>	<b>637,813</b>

On 30.09.2024, the liabilities related to leasing contain the rights of use recognized for the lease and concession contracts of some lands, buildings and tank cars (note 4).

The liabilities related to the rights of use recognized for the lease and concession contracts of some lands, buildings and wagons have been assessed at the value of rent fees/royalties along the remaining contractual period, discounted with the borrowing rate for real estate loans.

## 12. Short-term provisions

Name	- RON-	
	September, 30th 2024	December 31 <sup>st</sup> , 2023
Provisions for litigations	7,438,810	7,156,937
Provisions related to mandate contracts	3,629,843	1,824,068
Other provisions for risks and expenses	687,792	312,141
<b>Total provisions</b>	<b>11,756,445</b>	<b>9,293,146</b>

### **Provisions for litigations**

In detail, the provisions for litigations are:

- RON-		
Name	September 30th 2024	December 31 <sup>st</sup> , 2023
Litigations for civil compensations	5,704,381	5,458,971
Litigations for third parties' failure to respect certain contractual clauses	47,100	70,609
Other litigations	1,687,329	1,627,357
<b>Total</b>	<b>7,438,810</b>	<b>7,156,937</b>

The company is involved in various litigations for compensation and annuities requested by various owners, natural and legal persons, following the exercise by the company of the right to legal right of way on their lands.

On 30.09.2024, there are registered provisions for such litigations amounting to 5,704,381 RON, increasing by 245,410 RON compared to 31.12.2023.

The position "Other litigations", amounting to 1,687,329 RON, represents the value of the provision constituted for the litigation opened in 2018 by Fondul Proprietatea, the latter requesting the payment of the net dividends distributed from the profit of the financial year 2006, related to a share of 6% held by the plaintiff in the share capital of CONPET S.A., as well as the legal interest calculated for the amount requested starting with the maturity date thereof.

#### **Provisions related to the Contract of Mandate**

Liabilities were set up for the allowances granted to the directors, according to the mandate contracts and provisions of the Government Ordinance no.109/2011 on corporate governance, including the related contributions, as follows:

- 127,887 RON represents liabilities for rest leaves not performed by the directors with mandate contract, corresponding to the year 2023 and the first nine months of the year 2024;
- 3,501,956 RON represents liabilities for the variable component related January - September 2024, of which 1,378,406 RON liabilities for the allowances granted to the members of the Board of Administrators and 2,123,550 RON liability for the allowances granted to the directors.

#### **Other provisions**

On September 30th, 2024, the balance of the position „ Other provisions ”, in the amount of 687,792 RON represents a provision for environmental expenses and for lack of use of the land on which the Voința Sports Base is located ( 538,792 RON ), land owned by Ploiești Municipality.

### **13. Current and Deferred Corporate Tax**

The expense with the current and deferred corporate tax of the company on September 30th, 2024 and September 30th, 2023 is being determined by a statutory rate of 16%.

Name	September 30th, 2024	September 30th, 2023
Expenses with the ordinary corporate tax	9,690,325	8,667,887
The expense with /(revenues from) deferred corporate tax	(1,912,642)	29,368
<b>Total</b>	<b>7,777,683</b>	<b>8,697,255</b>

#### **Reconciliation of the effective rate of taxation:**

Name	September, 30th 2024	September, 30th 2023
------	-------------------------	----------------------------

Profit before tax	47,896,095	58,495,254
- Corporate tax at a statutory rate of 16%	7,663,375	9,359,241
<b>Effect on the corporate tax of:</b>		
- Non-deductible expenses	3,790,208	2,101,085
- Non-taxable revenues	(1,937,628)	(1,894,171)
- Elements similar to the revenues	938,715	14,200
- Elements similar to the expenses	(191,333)	(187,230)
- Spared corporate tax	(87,012)	(313,238)
- Amounts representing sponsorship falling under the limits provided by law	(486,000)	(412,000)
<b>Expenses with Ordinary Corporate Tax</b>	<b>9,690,325</b>	<b>8,667,887</b>

#### *The deferred corporate tax*

The deferred corporate tax payable and recoverable was calculated based on the temporary taxable and/or deductible differences determined for assets and debts as differences between the accounting value of the asset and/or the debt and the amount attributable in fiscal purposes. The company recognizes the deferred taxes on the account of an expense or an income except for the tax generated by an event directly accounted for in the equities.

The statement of the movements related to the receivable/debt with the deferred corporate tax during the first nine months of 2024 reveals the following:

- RON-					
2024	Net value on the 1 <sup>st</sup> of January	Deferred corporate tax recognized in the profit and loss account	Deferred corporate tax recognized in the equity	Net value at 30 <sup>st</sup> of June	
				Receivable related to the deferred corporate tax	Debt related to the deferred corporate tax
Reevaluation of tangible assets	(6,923,808)	546,529	937,650	2,875,258	(8,314,886)
Provisions	5,584,626	28,552	-	5,613,178	-
Impairments of current assets	437,679	399,910	-	837,589	-
<b>Deferred corporate tax before offsetting</b>	<b>(901,503)</b>	<b>974,991</b>	<b>937,650</b>	<b>9,326,025</b>	<b>(8,314,886)</b>
Receivable/liability offsetting				(8,314,886)	8,314,886
<b>Deferred net corporate tax - recoverable</b>					<b>1,011,139</b>

Deferred tax payable, recognized on account of equity items on 31.09.2024 amounts to 8,314,886 RON and the deferred corporate tax to be recovered on 31.09.2024 in the statement of global result is 9,326,025 RON.

In conclusion, on 31.09.2024 the company has a net receivable related to the deferred corporate tax reaching 1,011,139 RON.

## **14. Result per Share**

The result per share in the first nine months of the year 2024, as compared to the same period of the previous year, is the following:

Name	- RON-	
	September, 30th 2024	September, 30th 2023
Profit of the Financial Year	40,118,412	49,797,999
The number of ordinary shares at the beginning and the end of the period	8,657,528	8,657,528
<b>Basic and diluted earnings per share (RON/share)</b>	<b>4.63</b>	<b>5.75</b>

## 15. Operating Revenues

### a) Revenues from contracts

Name	- RON-	
	September, 30th 2024	September, 30th 2023
Revenues from transport service, of which:	400,147,821	363,700,435
<i>Revenues from transport services domestic subsystem*</i>	271,382,198	257,146,084
<i>Revenues from transport services import subsystem*</i>	124,987,163	99,880,055
<i>Other revenues associated with the transport operations</i>	3,778,460	6,674,296
Revenues from rents	1,453,486	1,562,961
Other revenues from contracts	171,152	131,957
<b>Total contracts revenues</b>	<b>401,772,459</b>	<b>365,395,353</b>

\*) Transported quantities for which tariffs are being applied regulated by NAMR.

The transport revenues are achieved out of the services supplied to clients for the transport of the crude oil, rich gas and condensate volumes, at the tariffs approved by Order of the President of the National Agency for Mineral Resources.

In the first nine months of 2024, the quantities transported on subsystems, as compared to the same period of the previous year, are the followings:

Name	September, 30th 2024	September, 30th 2023
Quantities transported on the Domestic subsystem*	2,120,173	2,180,128
Quantities transported on the import subsystem*	3,137,472	2,385,238
Other transport operations	95,317	193,095
<b>Total quantities (tons)</b>	<b>5,352,962</b>	<b>4,758,461</b>

\*) Transported quantities for which are being applied tariffs regulated by NAMR.

The total quantity of transported products has increased by 12.5% in the first nine months of 2024 compared to the same period of the previous year, with the increase of the quantities transported on the import subsystem by 31.5% and the decrease of the quantities on the domestic transport subsystem by 2.8% and those related to other transport operations by 50.6%.

The tariffs for the supply of crude oil, rich gas, condensate and ethane are regulated and approved by the NAMR and are distinguished for each transport subsystem.

The tariffs applied for the import transport subsystem vary according to the installment of transported quantity, being practiced the bracketing tariff model and the refinery- the delivery site.

In the reporting period, the following tariffs were applied:

Tariffs from transport services on domestic subsystem:

Period	Transport tariff (RON/ton)	Approved by NAMR Order no.
January 1, 2023 - December 31, 2023	117.95	364/2022
starting January 1, 2024	128.00	340/2023

Tariffs for transport services on import subsystem:

Period	Batches	Arpechim Refinery	Ploiesti Basin (Petrobrazil and Petrotel Lukoil refineries)	Petromidia Refinery	Approved by NAMR Order no.
	Thousand tons/month	RON/ton	RON/ton	RON/ton	
January 1 <sup>st</sup> , 2023 - December 31 <sup>st</sup> , 2023	No more than 80	52.25	51.60	20.73	

starting January 1, 2024	80 -120	41.80	41.28	16.59	364/2022
	120 -160	31.35	30.96	12.44	
	Over 160	23.51	23.22	9.33	
	No more than 80	55.00	39.85	26.50	340/2023
	80 -120	54.79	39.70	26.40	
	120 -160	54.59	39.55	26.30	
	Over 160	54.38	39.40	26.20	

## b) Other Operating Revenues

- RON-

Name	September 30th 2024	September 30th 2023
Revenues out of modernization quota consumption	44,139,619	36,676,886
Other revenues	11,213,857	1,983,625
Earnings from disposal of assets	-	612,108
<b>Total other operating expenses</b>	<b>55,353,476</b>	<b>39,272,619</b>

The revenues representing the modernization quota hold 79.7% of other operating revenues, registering an increase by 20.4% in the first nine months of the year 2024 as compared to the same period of the previous year, due to the increase of the fixed assets amortization financed out of the quota.

On a monthly basis, the modernization quota is being written back to revenues at the level of depreciation of the fixed assets financed out of this source.

## 16. Operating Expenses

### a) Stocks and Utilities Expenses

- RON-

Name	September 30 <sup>th</sup> , 2024	September 30 <sup>th</sup> , 2023
Expenses with consumables	3,829,758	4,445,561
Other material expenses	296,822	510,113
Other Expenses with Energy and Water	15,261,247	13,139,882
<b>Total Stocks and Utilities related Expenses</b>	<b>19,387,827</b>	<b>18,095,556</b>

### b) Personnel expenses

Personnel expenses include salary expenses, employee bonuses, other personnel expenses and allowances related to mandate contracts of the members of the Board of Directors and the directors with a mandate and expenses with the contributions due by the employer.

- RON-

Name	September 30th 2024	September 2023
Salary expenses	122,108,543	115,764,770
Obligations regarding employees' bonuses	23,063,818	20,580,409
Other personnel expenses	2,557,200	39,600
Expenses on Remuneration of Directors with mandate contract and of the Administrators	5,062,867	4,281,584
Expenses with contributions due by the employer	6,171,620	5,844,364
<b>Total personnel expenses</b>	<b>158,964,048</b>	<b>146,510,727</b>

The personnel expenses are detailed as follows:

### Salary expenses

- RON-



Name	September 30th 2024	September 2023
Expenses on base salaries and benefits	121,474,916	114,641,036
Retirement supports	541,797	1,058,590
Marriage support	91,830	65,144
<b>Total salary related expenses</b>	<b>122,108,543</b>	<b>115,764,770</b>

Expenses with the personnel basic salaries and the related bonuses have increased in the first nine months of 2024, compared to the same period in 2023, mainly due to the indexation of salaries by 6% on average, 20.12.2023.

In accordance with the Collective Labor Agreement in force, the Company has also provided benefits for the employees consisting in retirement support and marriage support.

### Obligations regarding employees' bonuses

- RON-		
Name	September 30th 2024	September 30th 2023
Employees' share of profit	5,996,608	6,000,000
Meal vouchers	9,271,360	7,012,260
Social expenditure under art. 25 of Law no. 227/2015 on the Fiscal Code, further amendments and completions	5,572,206	5,495,270
Other expenses as per the Collective Labor Agreement	2,223,644	2,072,879
<b>Total</b>	<b>23,063,818</b>	<b>20,580,409</b>

The value of bonuses granted to employees has an increase of 2,483,409 RON 01.01 -30.09., compared to 01.01 -30.09.2023, mainly due to the increase in value of the meal voucher from 30 RON in the first three months of 2023 to 40 RON starting with 01.01.2024.

In accordance with the Collective Labor Agreement in force, the Company paid the employees bonuses as social expenses under art. 25 of Law no. 227/2015 regarding the Fiscal Code consisting of tickets for rest and treatment, including travel, gifts to employees, aid for birth, funeral, humanitarian serious illness and other social expenses as per the CLA.

### Other personnel expenses

- RON-		
Name	September 30th 2024	September 30th 2023
Expenditure on compensatory payments related to personnel layoffs	2,557,200	39,600
<b>Total</b>	<b>2,557,200</b>	<b>39,600</b>

The standing "Other personnel expenses" includes the expenses with the severance indemnities granted as per CLA related to the personnel layoffs performed during 2024.

### Expenses on Remuneration of Directors with mandate contract and of the Administrators

- RON-		
Name	September 30th 2024	September 30th 2023
Allowance of the directors with mandate	3,067,328	2,763,222
Allowances of the members of the Board of Directors	1,995,539	1,518,362
<b>Total</b>	<b>5,062,867</b>	<b>4,281,584</b>

The expenses with the allowances related to the mandate contracts of the administrators and the directors register an increase of 781,283 RON in the first nine months of the year 2024 as compared

to 2023, due to the increase of the average gross monthly salary earnings considered for the settlement of level of fix allowances of the administrators and directors appointed following the selection procedure based on GEO no.109/2011, with subsequent completions and amendments, procedure carried out during September 2022 - August 2023 for the administrators and during August - October 2023, namely November 2023 - January 2024 for directors.

### Expenses with contributions due by the Employer

Name	- RON-	
	September 30th 2024	September 30th 2023
The company's contribution to voluntary pension funds	2,001,750	1,906,609
Company's contribution to voluntary health insurance	1,051,134	1,037,045
Labor insurance contribution and other contributions	3,118,736	2,900,710
<b>Total</b>	<b>6,171,620</b>	<b>5,844,364</b>

In the first nine months of 2024, following the increase of the salaries in December 2023, the work insurance contribution has proportionally increased.

### c) Expenses related to External Services

Name	- RON-	
	September, 30th 2024	September, 30th 2023
Rail transport expenses	58,517,889	52,581,340
Expenses with royalties and rentals	36,099,497	28,317,014
Third-party pumping expenses	3,877,387	3,675,979
Maintenance and repair expenses	2,324,274	1,469,252
Expenses with the decontaminations, monitoring of the environmental factors	482,184	223,842
Travel, secondment and transfer expenses	513,338	587,698
Expenses related to the transport of goods and personnel	7,563	4,286
Postal and telecommunication expenses	514,675	522,085
Other expenses with services performed by third parties	5,011,194	4,348,590
<b>Total expenses related to external services</b>	<b>107,348,001</b>	<b>91,730,086</b>

*The expenses with royalties and rents* contain mainly the oil royalty due by the company to the State budget, as holder of the oil agreement, under the law, for the use of the assets public property of the State within the oil operations.

It is being calculated according to the Oil Law no. 238/2004, by application of a quota of 10% up to the date of 26.10.2023, respectively of 11.5% as of 27.10.2023 on the value of gross revenues achieved out of oil transport operations via the oil national transport system.

### d) Other expenses

Name	- RON-	
	September, 30th 2024	September, 30th 2023
Taxes, fees and similar levies related expenses	4,204,777	2,265,693
Compensation, fines and penalties expenses	90,761	15,011
Donations granted (sponsorships)	486,000	412,000
Environmental protection expenses	54,341	15,136
Expenses with the establishment of the modernization quota	49,370,650	43,852,004
Other operating expenses	201,269	232,839
Loss from disposal of assets	68,509	-
<b>Other expenses</b>	<b>54,476,307</b>	<b>46,792,683</b>

In the first nine of 2024, expenditure on other similar taxes, duties and payments includes, to a large extent, local tax expenditure, expenses with specific tax on turnover due by legal entities carrying

out activities in the oil and natural gas sector, based on *Law no. 296/2023 regarding some fiscal-budgetary measures to ensure the long-term financial sustainability of Romania*, and the expenses with the contribution to the special handicap fund due under *Law no. 448/2006 on the protection and promotion of the rights of persons with disabilities*.

The chapter "Other expenses" also contains the reserve regarding the modernization quota constituted on the account of the operating expenses, in compliance with the provisions of GD no. 168/1998 further amendments and with the provisions of the Fiscal Code approved pursuant to Law no. 227/2015, further amendments and completions.

## 17. Net Financial Result

Name	- RON-	
	September, 30th 2024	September, 30th 2023
Revenues from interests	4,831,850	5,122,613
Other financial revenues	17,005	35,012
<b>Total financial revenues</b>	<b>4,848,855</b>	<b>5,157,625</b>
Interests expenses related to leasing contracts	183,980	142,160
Other financial expenses	79,375	69,488
<b>Total financial expenses</b>	<b>263,355</b>	<b>211,648</b>
<b>Net Financial Result</b>	<b>4,585,500</b>	<b>4,945,977</b>

The financial revenues have decreased by 6% in the first nine months of 2024 compared to the same period of 2023, and financial expenditure increased by 24,4% in the period considered compared to the same period of the previous year.

Based on this evolution, the net financial result decreased by 7.3% in January - September 2024 as compared to the same period of the year 2023.

## 18. Affiliated parties

Between 01.01.2024- 31.09.2024, the Company performed the following significant transactions with affiliated parties:

### Procurement from affiliated parties

Partner	- RON-			
	Unsettled amounts on December 31 <sup>st</sup> , 2023	Procurements during 01.01.- 30.09.2024	Settlements during 01.01.2024- 30.09.2023	Unsettled amounts on September 30th, 2024
SPEEH HIDROELECTRICA S.A.	6,533,337	-	6,320,324	213,013

! The amounts are also VAT inclusive

### Prepayments awarded to affiliated parties

Partner	- RON-	
	September 30th, 2024	12/31/23
SPEEH HIDROELECTRICA S.A.	-	1,989,045
ELECTRICA FURNIZARE S.A.	282,378	277,365

## 19. The Impact of the Conflict Rusia - Ukraine on the activity of the Company CONPET S.A.

The company's business was not affected by the conflict between Russia and Ukraine and there are no indications in what concerns the depreciation of the assets because of Russia's invasion of Ukraine. The medium and long-term impact of this conflict and the sanctions imposed on Russia cannot be predicted at this time with sufficient accuracy. Considering that the Company has its activity dependent to some extent on the area affected by sanctions (especially Russia), in terms of

sales, and we believe that the Society has the ability and ability to continue its work in the foreseeable future so that it is affected as little as possible.

**20. Subsequent events and other mentions**

On 29.10.2024, the meeting of the ORDINARY GENERAL MEETING OF SHAREHOLDERS (OGMS) of "CONPET" S.A. Ploiesti, where the rectified Revenues and Expenditure Budget for 2024 has been approved.

These interim financial statements and the related notes, from page 1 to page 27, have been authorized for issue by the company's management on November 14th, 2024.

**Director General,  
Eng. Dorin Tudora**

**Economic Director,  
Econ. Sanda Toader**